

FRONT ELEVATION

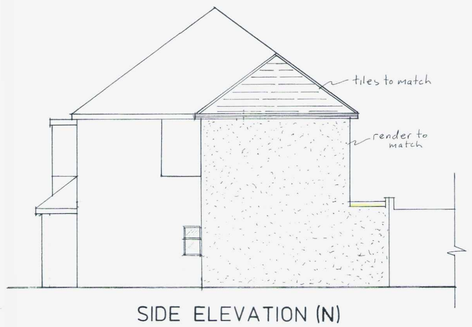

SIDE ELEVATION (N)

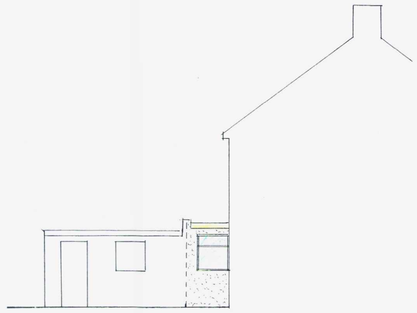

SIDE ELEVATION (S)



REAR ELEVATION

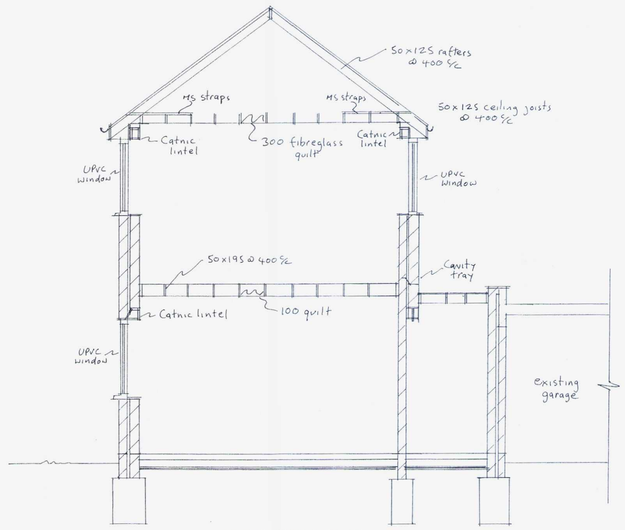

SECTION X-X

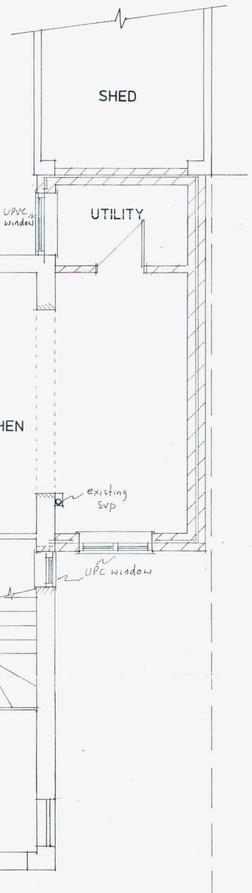

GROUND FLOOR PLAN

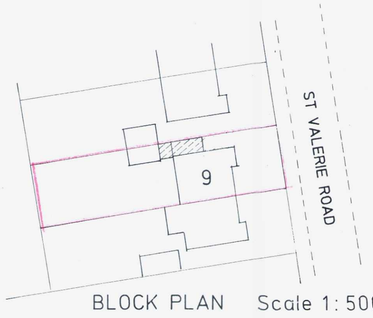

BLOCK PLAN Scale 1:500

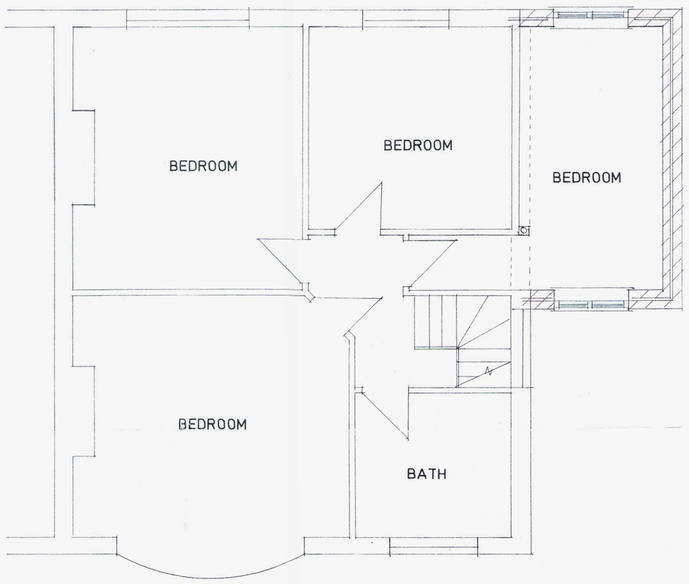

FIRST FLOOR PLAN



LOCATION PLAN Scale 1:1250

NOTES:

THIS DRAWING TO BE READ IN CONJUNCTION WITH STRUCTURAL ENGINEERS CALCULATIONS AND RECOMMENDATIONS

Careful inspection is to be carried out prior to the removal of any structural elements to ensure proper and adequate support is provided and maintained by new works.

All building work is to be carried out in accordance with all current building regs and codes of practice in force at this time.

Any parts of structure covered over or inaccessible have not been inspected and no responsibility is accepted for these areas including underground.

No work to encroach over the boundary of the neighbours property.

All electrics, heating, plumbing and decorations to be altered/extended all to client's choice.

These construction notes are for the purposes of Building Regulation approval only and do not represent a detailed specification.

All lengths of proposed beams to be measured on site prior to ordering, to verify structural engineer's dimensions.

ALL FOUNDATIONS TAKEN ADDITIONAL LOADS ARE TO BE EXPOSED AND CHECKED FOR ADEQUACY AND SUITABILITY FOR GROUND CONDITIONS PRIOR TO COMMENCEMENT OF WORKS.

All existing lintels taking additional loads are to be exposed and checked for adequacy on commencement of work and replaced if necessary.

THE PROPERTY OWNER IS REMINDED OF THE REQUIREMENT TO SERVE A PARTY STRUCTURE NOTICE ON ANY ADJOINING OWNER SHOULD THEY NEED TO DO SO UNDER THE REQUIREMENTS OF THE PARTY WALL ACT 1996.

A		
	Date	Revisions

© copyright

JOHN WRIGHT
Tel: 01903 753240

Client
Mr.&Mrs.ROWLINGS

Job Title
9 ST. VALERIE ROAD
WORTHING

Drawing Title
SIDE EXTENSION

Scale 1:50 & 1:100

Date Sep 07 Drawn by JW

Drg. No. Rev.

CONSENT GRANTED SUBJECT TO CONDITIONS

594 x 841mm A1