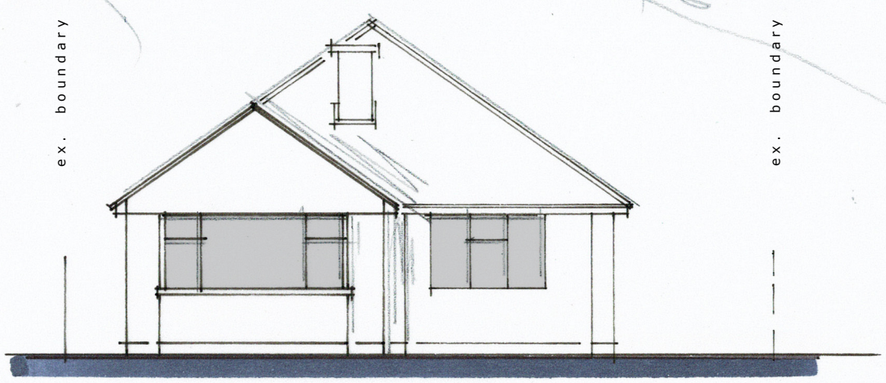

FRONT (s)

GENERAL NOTES
Figured dimensions to take precedence over scaled dimensions. The contractor is to verify all dimensions on site before commencing any works. All dimensions are for main structural components and not finished sizes.

Any discrepancies whatsoever to be brought to the attention of the client immediately.

This drawing to be read in conjunction with structural engineers details and calculations.

The copyright of this drawing is reserved and must not be disclosed without authority.

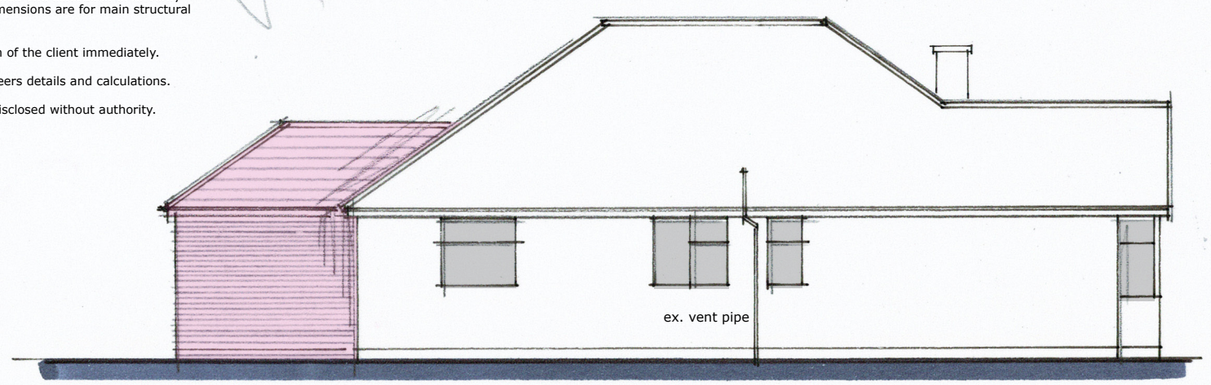

SIDE (w) ELEVATION 1:100 @ A3 / 1:50 @ A1

WAYNE GANDER MCIAT
Chartered Architectural Technologist
98 Durrington Lane
WORTHING
West Sussex
BN13 2RQ
M – 07808 887896
E – waynegander08@gmail.com

0 1 2 3 4 5m
metres

SCHEDULE OF FINISHES
Materials to be of similar appearance to existing property.

ELEVATIONS	: brickwork to match existing
ROOF	: plain roof tile to match
WINDOWS/DOORS	: white PVCu or grey powdercoated aluminium & double glazed
R/W GOODS	: white sqaure;ine Floplast guttering & downpipes

THE CONTRACTOR IS TO PROVIDE SAMPLES FOR APPROVAL BY THE CLIENT & THE LOCAL PLANNING AUTHORITY IF REQUIRED.

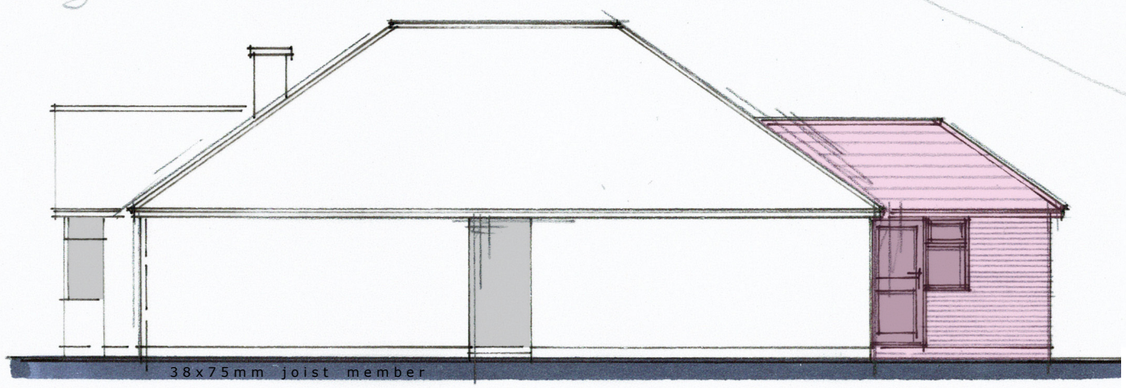

SIDE (e)

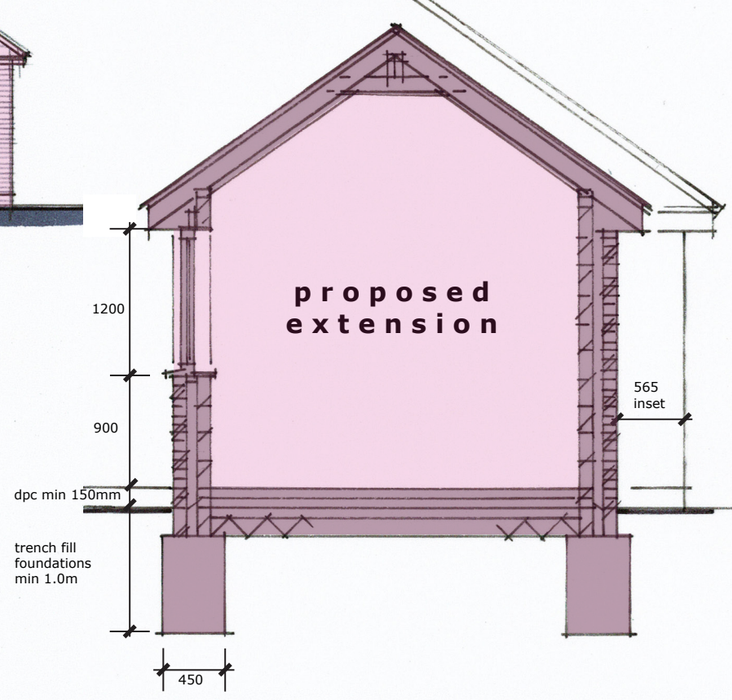

SECTION (e-w)

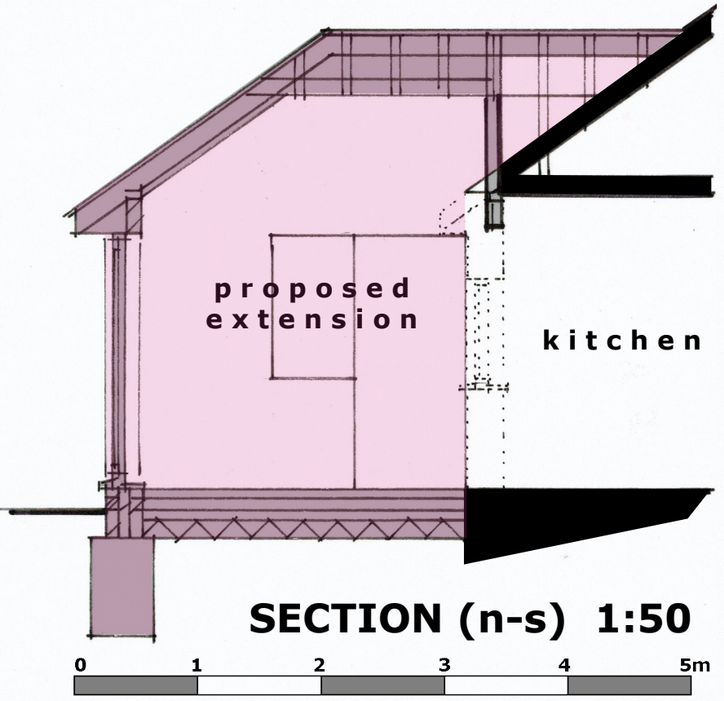

SECTION (n-s) 1:50

0 1 2 3 4 5m
metres

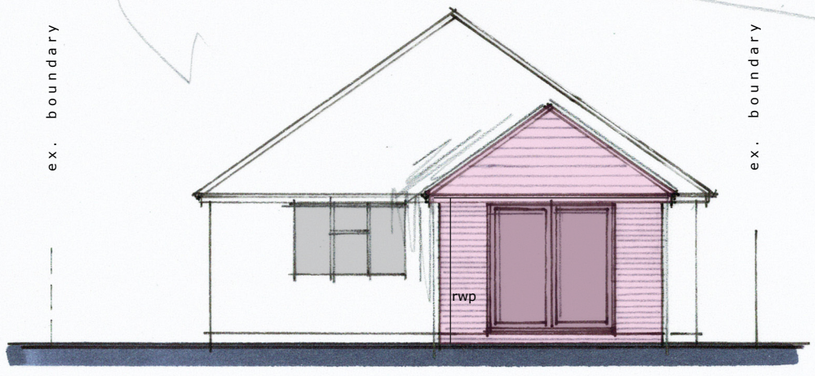

REAR (n)

92 SINGLETON CRESCENT, GORING, WORTHING
Proposals 04
Sept 2026