

FRONT (N)

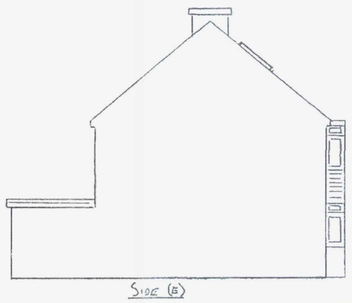

SIDE (E)

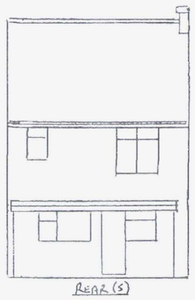

REAR (S)

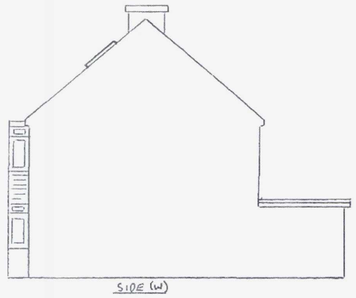

SIDE (W)

EXISTING ELEVATIONS SCALE 1:100

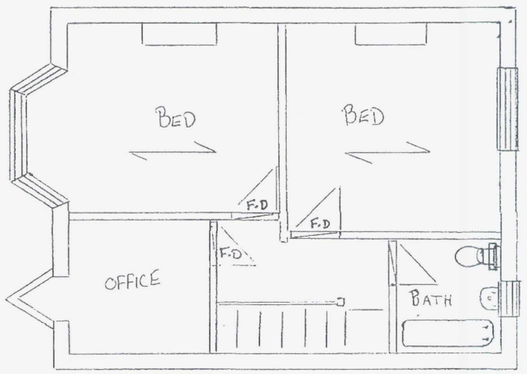

FIRST FLOOR PLAN

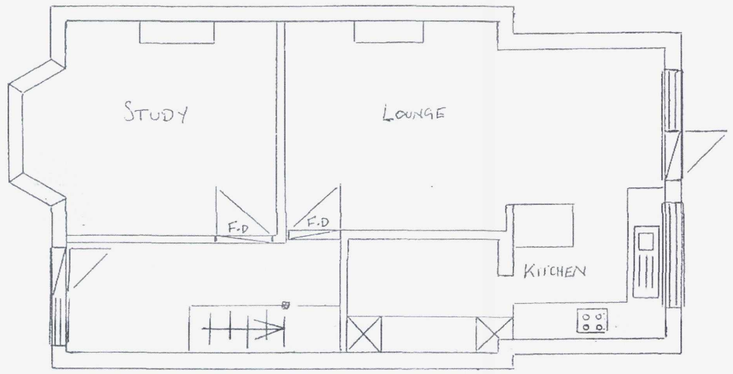

GROUND FLOOR PLAN

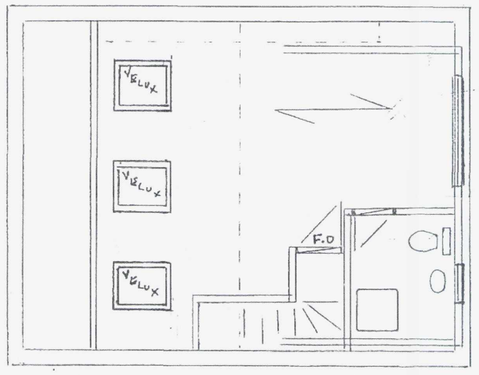

LOFT PLAN SCALE 1:50

ALL MATERIALS TO MATCH EXISTING

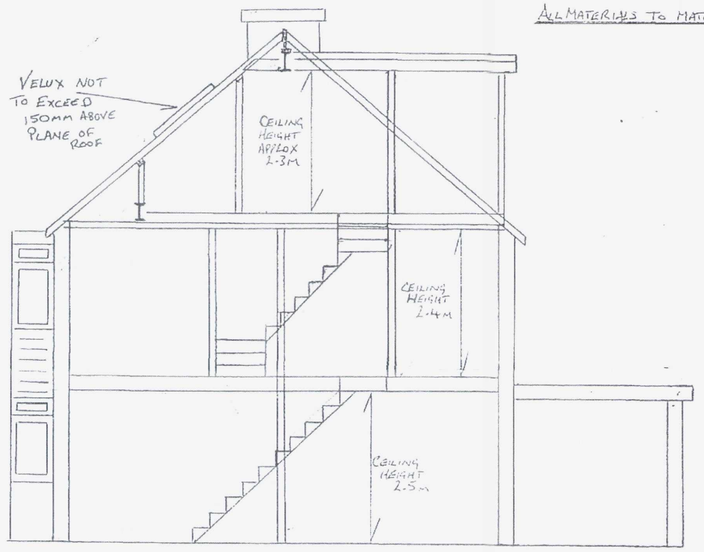

SECTION

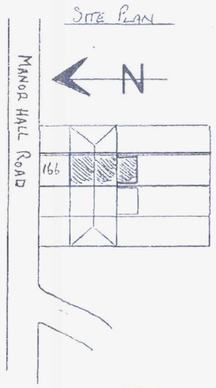

SITE PLAN

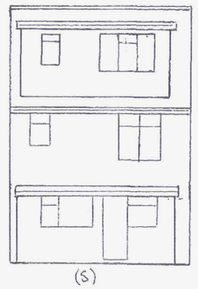

(S)

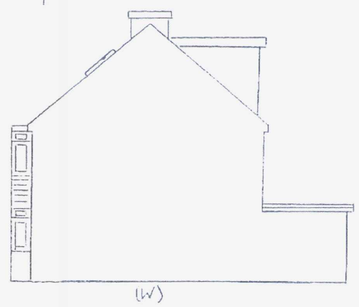

(W)

PROPOSED ELEVATIONS SCALE 1:100

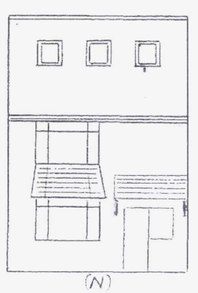

(N)

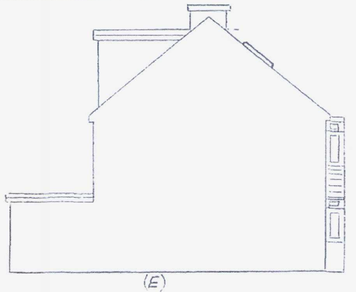

(E)

1m 2 3 4 5m 6 7 8 9 10m
1:50 Scale Bar

1m 2 3 4 5m 6 7 8 9 10m
1:100 Scale Bar

NOTES

1. No critical dimensions are to be scaled from this drawing. (except for planning purposes)
2. It is the contractors responsibility to ensure that all work is carried out in accordance with Local Authority and N.H.B.C. requirements and that all plumbing and electrical work complies with the current regulations of the area water board and electricity board.
3. Any works carried out prior to the receipt of the necessary approvals are the responsibility of the client.
4. Whilst every effort has been made to obtain accurate information on the existing structure or site, it is essential that the contractor or client check at every stage and notify the Designer of any discrepancies.

ALL NEW MATERIALS TO MATCH EXISTING

VELUX ROOF LIGHTS TO BE FITTED ACCORDING TO MANUFACTURERS INSTRUCTIONS, & NOT TO PROTRUDE MORE THAN 150mm ABOVE PLANE OF ROOF.

RAFTERS TO BE DOUBLED EITHER SIDE OF VELUX.

A		
	Date	Revisions

© copyright

F.D – FIRE DOORS

Client: MRS TIPPER
166 MANOR HALL RD, SOUTHWICK

Job Title: LOFT CONVERSION PROPOSAL

Drawing Title: TIPPER LOFT
166 MANOR HALL ROAD

ADUR & WORTHING BUILDING SERVICES
PLAN CHECKED 1319/16
DATE RECEIVED - 3 OCT 2016

Scale: 1/50 1/100 1/500

Date: 12-05-2016 Drawn by: A. RAMUS

Drg No.: M.H.R/02 Rev.:

A PRODUCT OF THE UNO RANGE ARCHITECT CAT. No 7311

594 x 841mm A1