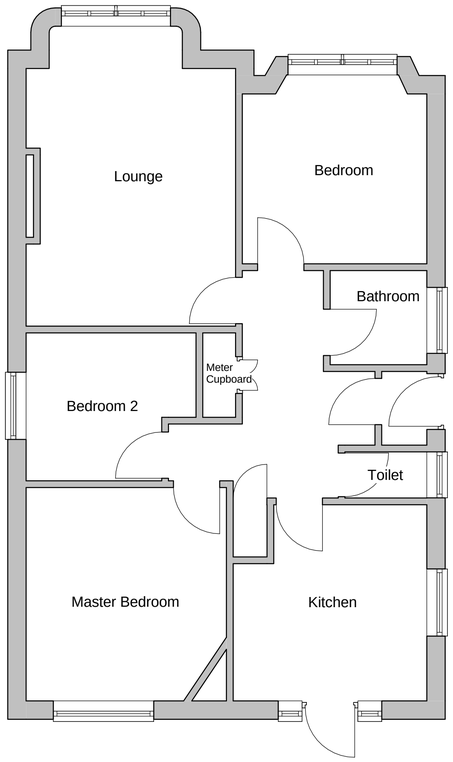

1 Ground Floor
1 : 50

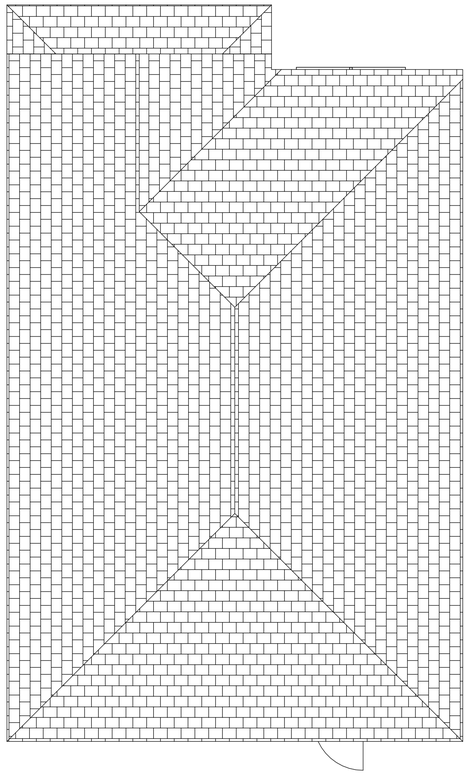

2 Site
1 : 50



3 Front Elevation (North)
1 : 50



4 Rear Elevation (South)
1 : 50

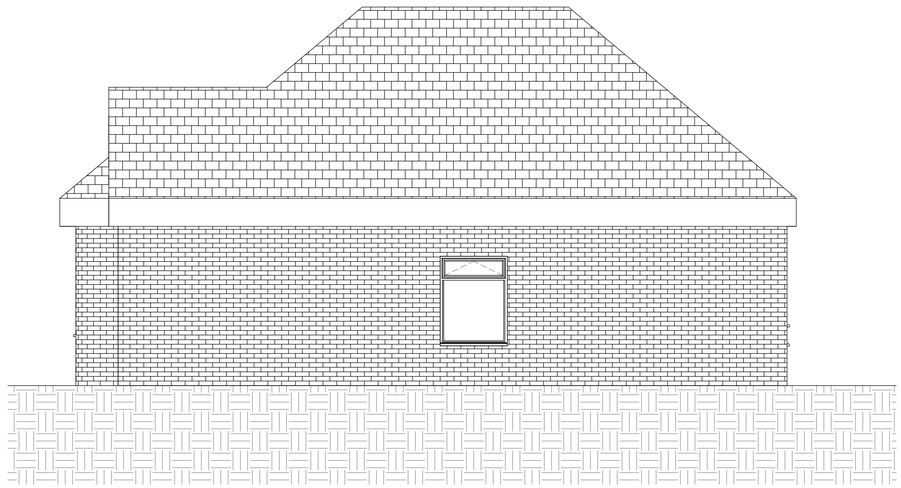

6 Side Elevation (West)
1 : 50

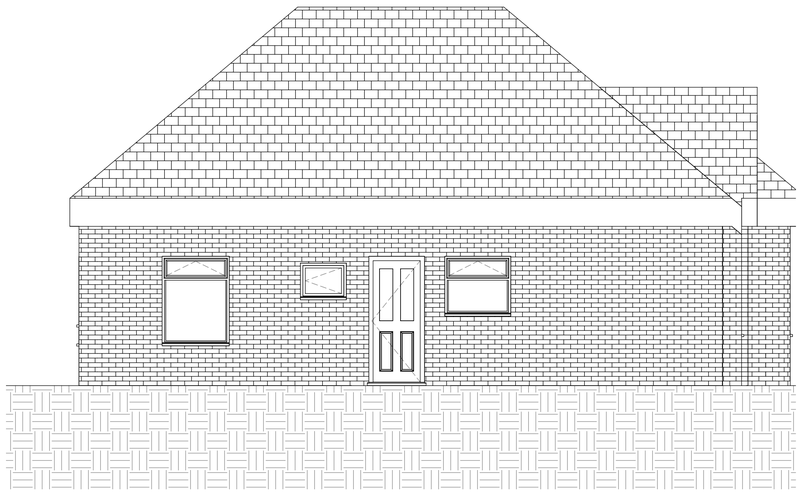

5 Side Elevation (East)
1 : 50

200 0 200 400 600 800 1000
SCALE 1:25 mm

0 0.5 1 2.5 5
Scale 1: 50 @ A1 (1: 100 @ A3)

Planning Issue

All dimension to be verified on site, any discrepencies to be reported to Designer prior to setting out or ordering of any materials.

This drawing has been produced for the specific client and project identified below and is not intended for use by any other person or for any other purpose.

This drawing is protected under The Copyright, Designs and Patents Act 1988.

Revisions

Client

Mr T Spencer & Miss D Barlow

Project Address

6 Upton Avenue
Southwick
Brighton
BN42 4WP

Project

Loft Conversion & Single Storey Rear Extension

Drawing Title

Existing Plans & Elevations

Drawing number	Rev
AP/101/06	B

Scale:	Paper Size:
1 : 50	A1