ANNING SERVICES
AWDM/0037/13
Deposited 4.3.13

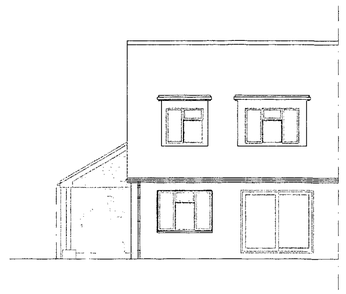

South (Front) Elevation

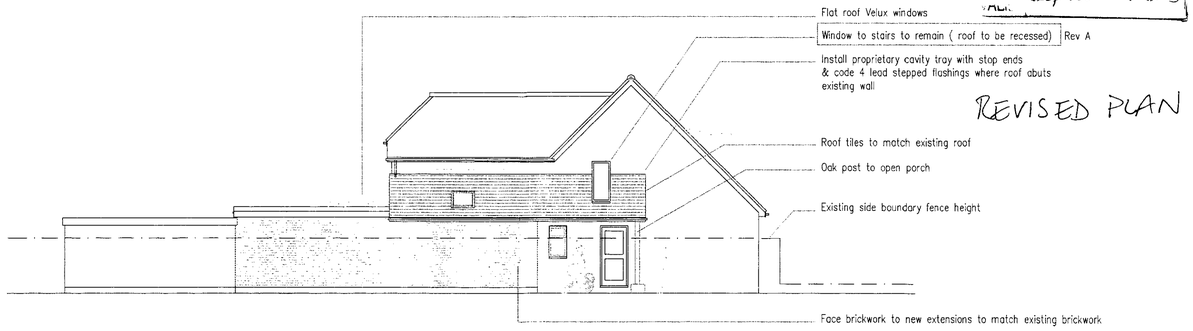

West (Side) Elevation

1m 2m 3m 4m 5m 6m 7m 8m 9m 10m
1:100 Scale Bar

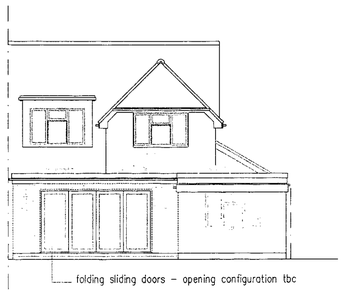

North (Rear) Elevation

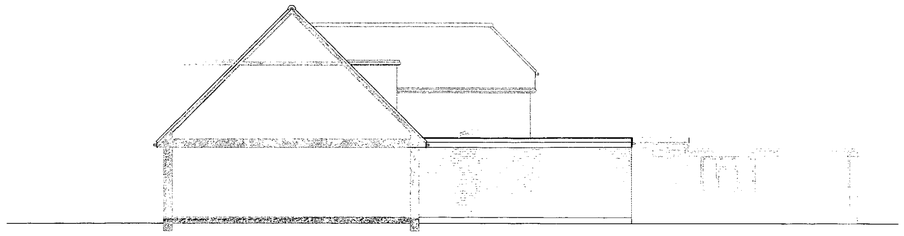

East (Side) Elevation

1m 2m 3m 4m 5m 6m 7m 8m 9m 10m
1:100 Scale Bar

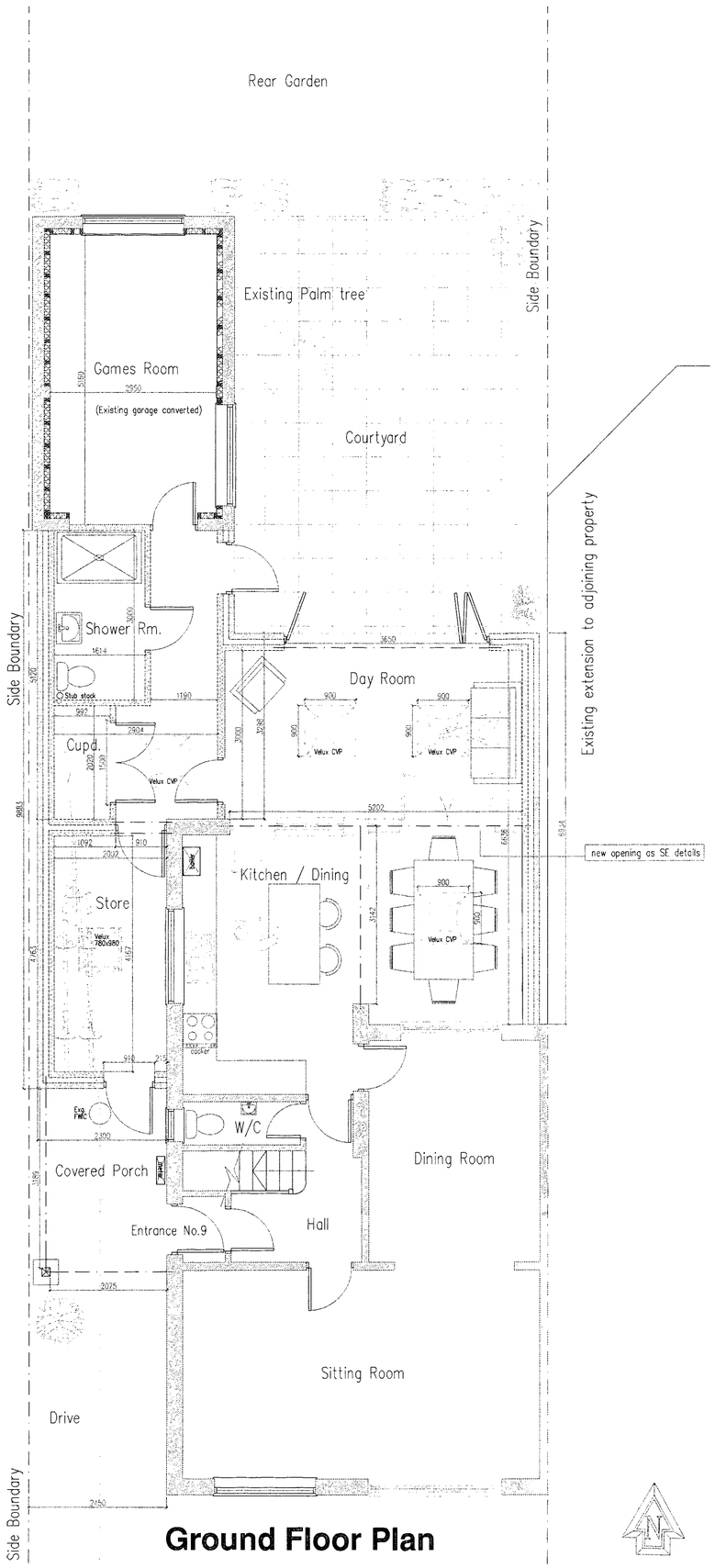

Ground Floor Plan

1m 2m 3m 4m 5m 6m 7m 8m 9m 10m
1:50 Scale Bar

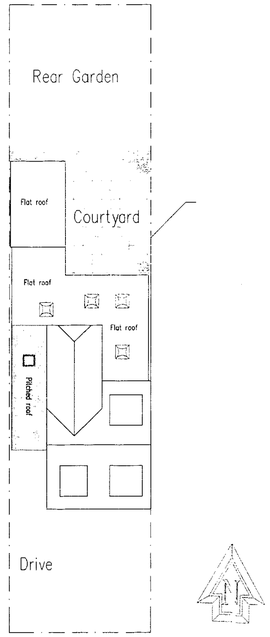

Proposed Roof Plan 1:200

Services Key

FINAL No. & Layout as Directed by Client

- Denotes pull cord
- Denotes light switch (2 way)
- Denotes light switch (timer)
- Denotes telephone
- Denotes television cerial points
- Denotes double socket
- Denotes double socket (floor level)
- Denotes cooker point
- Denotes spur
- Denotes shaver socket incorporating light
- Denotes external water tap
- Denotes radiator
- Denotes PIR detector
- Denotes extractor fan
- Denotes smoke detector
- Denotes heat detector
- Denotes meter
- Denotes wall light
- Denotes ceiling rose
- Denotes spotlight
- Denotes fluorescent tube

A 14.3.13 Stair Window amendment

Project:
Proposed Extensions
At:
9 Havenside
Shoreham By Sea
West Sussex
BN43 5LN

Drawing title:
Plans & Elevations As Proposed

Client:
Mr & Mrs B. Tredgold

Copyright of:
Architectural & Planning Services
15 West Street
Shoreham By Sea
West Sussex
BN43 5WF
bjw
01273 441009 (after 6pm)
07856899101
e-mail: benwhitby15@yahoo.co.uk

Scale: 1:100 1:50 | Paper size: A1

Date: 14.1.2013 | Drawn: BJW

Drg. No. 02 | Rev'n A