Ladbrokes

SIGN PROPOSAL

Shoreham

35-37 High Street,
Shoreham BN43 5DD

CLIENT APPROVAL

☐ APPROVED ☐ APPROVED with comments ☐ NOT APPROVED

Please 'X' the appropriate status and provide comments against each item as required. Comments, text and a signature can be added using Adobe Acrobat or by hand on a printed document. Final artwork will be setup on APPROVAL followed by manufacture sign off.

SIGNED BY:

PEARCE SIGNS

BRINGING THE WORLD'S BRANDS TO LIFE

www.pearcesigns.com

BRAND OVERVIEW

LOGOS

Ladbrokes

Ladbrokes

LINEAR

TYPEFACE

F1 No current standard Ladbrokes font known

ABCDEFGHIJKLMNOPQRSTUVWXYZ
abcdefghijklmnopqrstuvwxyz 1234567890
.,';:"?!#~£$€&%@()[]{}<>^\|-_=+÷/*

Typography Rules: 100% Leading / 0% Tracking / 100% Word Spacing

Secondary information shown on signs, such as building names, addresses, directional and regulatory information, is set using the above font(s). See individual items for more specific details and layout. *Shown in example. Fonts in RED are either TBC or not currently owned.

CLEAR SPACE



MIN CLEAR SPACE

COLOUR PALETTE

C1 Traffic Red

RAL: 3020 80% gloss
CMYK: 0/100/100/0
VINYL: Digitally Printed

C2 Traffic White

RAL: 9016 80% gloss
CMYK: 0/0/0/0
VINYL: Std. White matt

TERMINOLOGY

SPECIFICATION & NOTES
BSK: Bespoke
CA1: Critical Action point 1
CSK: Countersunk
C/W: Complete with
DPM: Digitally printed media
DTM: Direct to media
LAM: Laminate
N/A: Not applicable
SUP: Superseded
TBC: (missing info) to be confirmed
TBD: (yet) to be determined

MEASUREMENTS & ALIGNMENT
AR: All-round
CL: Centerline
EQ: Equal
FFL: Finished floor level (0mm)
NOM: Nominal
O/A: Overall
R000mm**:** Radius
TOL: Tolerance
±00mm**:** Tolerance range
~000mm**:** Approximate
Ø000mm**:** Diameter
00**°:** Degree
00**µ:** Micron
000**cd/m²:** Candela per square metre
000**lm:** Lumens
0000**K:** Colour temperature (kelvin)

FACES & SURFACES
S/S: Single Sided
D/S: Double Sided
T/S: Tri Sided
FA: Face applied (first surface)
RA: Reverse applied (second surface)
<—◉—>: Viewing angle/face

COLOUR
PMS: Pantone matching system
RAL: RAL colour system (UK paint)
MP: Matthew's Paint (US paint)

SIGN ID
E.01: External item 1
I.01: Internal item 1
I.GF.01: Internal (with floor indicator)

PEARCE SIGNS
BRINGING THE WORLD'S BRANDS TO LIFE

CLIENT	DWG BY
Ladbrokes	D.F
SITE ADDRESS	**DATE**
Shoreham 35-37 High Street, Shoreham BN43 5DD	30.03.2020
	DWG No.
	007595

REV	DATE	BY	DESCRIPTION
-	-	-	-
-	-	-	-
-	-	-	-
-	-	-	-
-	-	-	-
-	-	-	-
-	-	-	-

© THIS DRAWING/DESIGN IS THE PROPERTY OF PEARCE SIGNS LTD. IT IS TO BE USED BETWEEN THEMSELVES AND THE CLIENT AND ANY REPRODUCTION WITHOUT WRITTEN PERMISSION IS STRICTLY PROHIBITED.

ALL DIMENSIONS ARE IN MILLIMETRES (mm) AND WITHIN ± 3mm UNLESS OTHERWISE SPECIFIED. ALL WRITTEN SIZES ARE SHOWN AS WIDTH x HEIGHT x DEPTH (WxHxD) AND ARE SCALED @ A3. DO NOT SCALE FROM DRAWING.

ALL COLOURS (ON SCREEN OR PRINTED) ARE INDICATIVE AND MAY NOT BE AN EXACT MATCH OF THE FINAL PRODUCT COLOUR.

ALL CONSTRUCTION RELATED PRODUCTS ARE TO QUALITY REQUIREMENT EN 1090 EXC 2 AND ISO 5817 LEVEL C. ALL FILLET WELDS WILL BE A MINIMUM LEG LENGTH OF 5MM UNLESS OTHERWISE SPECIFIED BY A WELDING SYMBOL IN ACCORDANCE WITH EN 22553.

EXISTING ELEVATION

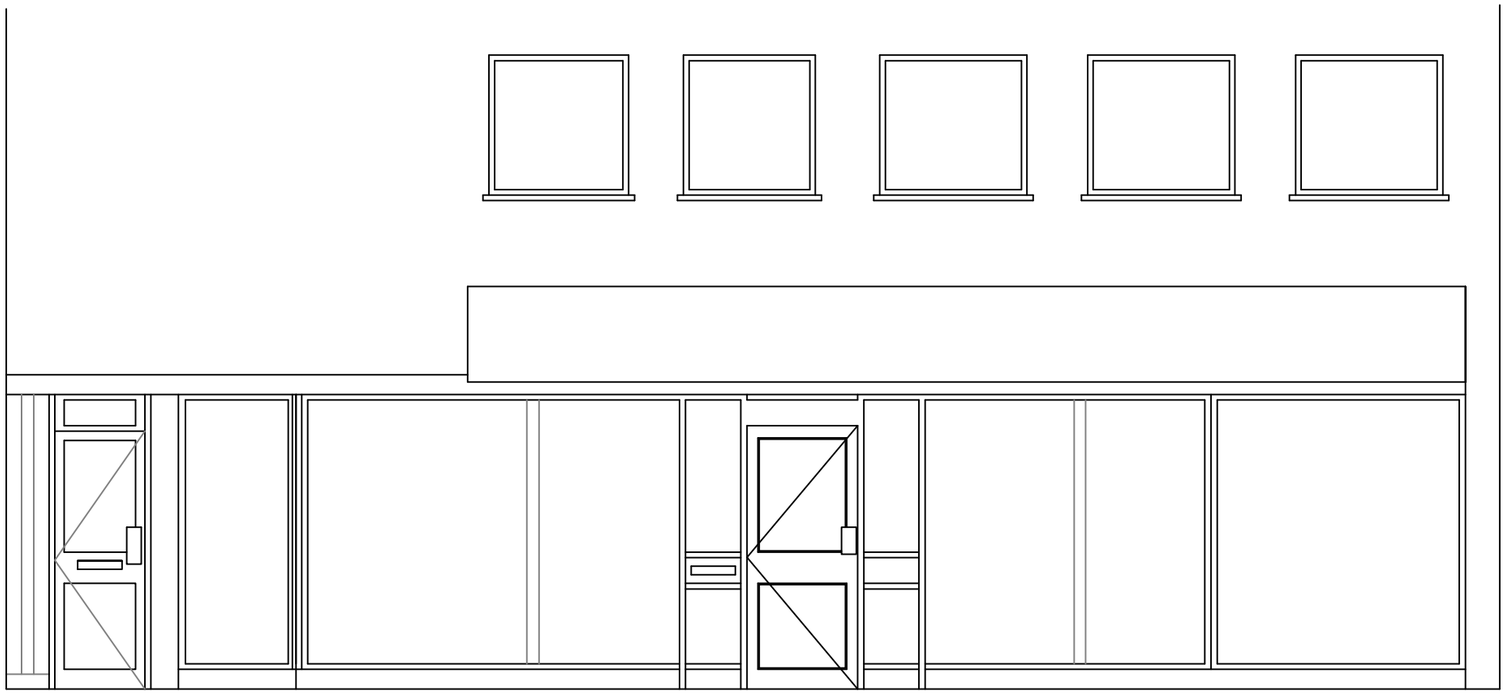

1:50

0m 0.5 1 1.5 2 2.5

PEARCE SIGNS

BRINGING THE WORLD'S BRANDS TO LIFE

CLIENT
Ladbrokes

SITE ADDRESS
Shoreham

35-37 High Street,
Shoreham BN43 5DD

DWG BY
D.F

DATE
30.03.2020

DWG No.
007595

REV	DATE	BY	DESCRIPTION
-	-	-	-
-	-	-	-
-	-	-	-
-	-	-	-
-	-	-	-
-	-	-	-
-	-	-	-

© THIS DRAWING/DESIGN IS THE PROPERTY OF PEARCE SIGNS LTD. IT IS TO BE USED BETWEEN THEMSELVES AND THE CLIENT AND ANY REPRODUCTION WITHOUT WRITTEN PERMISSION IS STRICTLY PROHIBITED.

ALL DIMENSIONS ARE IN MILLIMETRES (mm) AND WITHIN ± 3mm UNLESS OTHERWISE SPECIFIED. ALL WRITTEN SIZES ARE SHOWN AS WIDTH x HEIGHT x DEPTH (WxHxD) AND ARE SCALED @ A3. DO NOT SCALE FROM DRAWING.

ALL COLOURS (ON SCREEN OR PRINTED) ARE INDICATIVE AND MAY NOT BE AN EXACT MATCH OF THE FINAL PRODUCT COLOUR.

ALL CONSTRUCTION RELATED PRODUCTS ARE TO QUALITY REQUIREMENT EN 1090 EXC 2 AND ISO 5817 LEVEL C. ALL FILLET WELDS WILL BE A MINIMUM LEG LENGTH OF 5MM UNLESS OTHERWISE SPECIFIED BY A WELDING SYMBOL IN ACCORDANCE WITH EN 22553.

PROPOSED ELEVATION

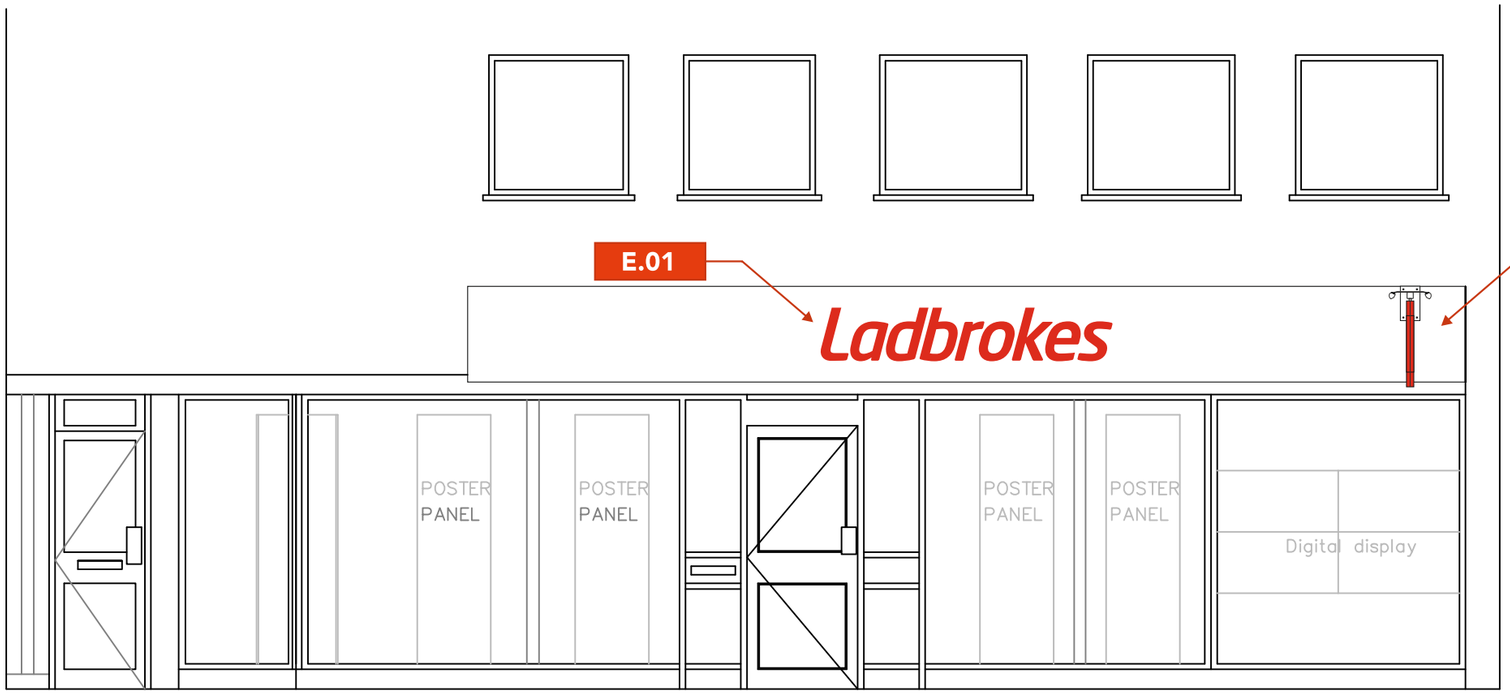

1:50
0m 0.5 1 1.5 2 2.5

PEARCE SIGNS
BRINGING THE WORLD'S BRANDS TO LIFE

CLIENT
Ladbrokes

SITE ADDRESS
Shoreham

35-37 High Street,
Shoreham BN43 5DD

DWG BY
D.F

DATE
30.03.2020

DWG No.
007595

REV	DATE	BY	DESCRIPTION
-	-	-	-
-	-	-	-
-	-	-	-
-	-	-	-
-	-	-	-
-	-	-	-
-	-	-	-

© THIS DRAWING/DESIGN IS THE PROPERTY OF PEARCE SIGNS LTD. IT IS TO BE USED BETWEEN THEMSELVES AND THE CLIENT AND ANY REPRODUCTION WITHOUT WRITTEN PERMISSION IS STRICTLY PROHIBITED.

ALL DIMENSIONS ARE IN MILLIMETRES (mm) AND WITHIN ± 3mm UNLESS OTHERWISE SPECIFIED. ALL WRITTEN SIZES ARE SHOWN AS WIDTH x HEIGHT x DEPTH (WxHxD) AND ARE SCALED @ A3. DO NOT SCALE FROM DRAWING.

ALL COLOURS (ON SCREEN OR PRINTED) ARE INDICATIVE AND MAY NOT BE AN EXACT MATCH OF THE FINAL PRODUCT COLOUR.

ALL CONSTRUCTION RELATED PRODUCTS ARE TO QUALITY REQUIREMENT EN 1090 EXC 2 AND ISO 5817 LEVEL C. ALL FILLET WELDS WILL BE A MINIMUM LEG LENGTH OF 5MM UNLESS OTHERWISE SPECIFIED BY A WELDING SYMBOL IN ACCORDANCE WITH EN 22553.

E.01 1no. Fascia Sign

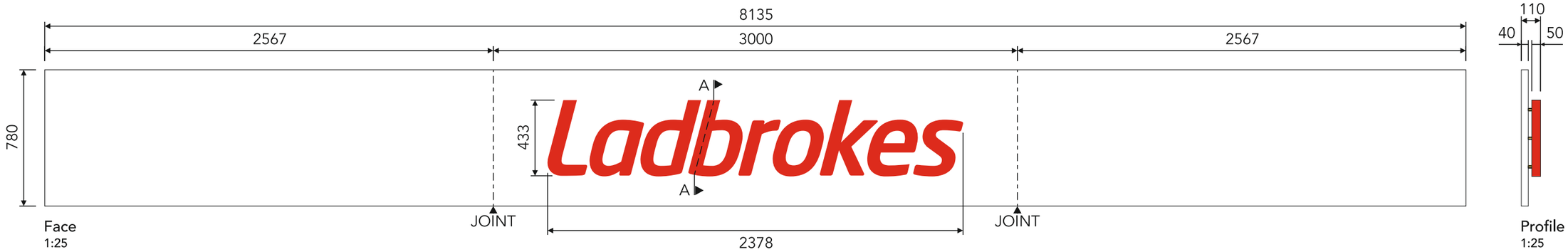

Face
1:25

Profile
1:25

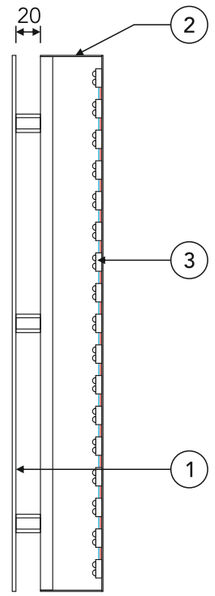

Section A-A
1:5

SPECIFICATION

1. FASCIA SIGN to be folded from 2.5mm aluminium to a depth of 40mm all-around and finished to match building colour.
2. LETTERS to consist of returns formed from 0.9mm thick stainless steel complete with welded stainless steel face and all finished RAL 2030 satin red. Letters to have 10mm opal 030 backs stood off from fascia using clear spacers.
3. ILLUMINATION to be provided by LED modules bonded to internal face of letters to halo-illuminate letters only.
4. FIXING METHOD to consist of mounting fascia sign to facade using 2no. rows of 25x25x3mm fixing angle along top and bottom internal returns and fixing through returns using csk fixings with heads finished to match.

1:5
0mm 50 100 150 200 250

1:25
0m 0.25 0.5 0.75 1 1.25

PEARCE SIGNS
BRINGING THE WORLD'S BRANDS TO LIFE

CLIENT	Ladbrokes
SITE ADDRESS	Shoreham 35-37 High Street, Shoreham BN43 5DD
DWG BY	D.F
DATE	30.03.2020
DWG No.	007595

REV	DATE	BY	DESCRIPTION
-	-	-	-
-	-	-	-
-	-	-	-
-	-	-	-
-	-	-	-
-	-	-	-
-	-	-	-

© THIS DRAWING/DESIGN IS THE PROPERTY OF PEARCE SIGNS LTD. IT IS TO BE USED BETWEEN THEMSELVES AND THE CLIENT AND ANY REPRODUCTION WITHOUT WRITTEN PERMISSION IS STRICTLY PROHIBITED.

ALL DIMENSIONS ARE IN MILLIMETRES (mm) AND WITHIN ± 3mm UNLESS OTHERWISE SPECIFIED. ALL WRITTEN SIZES ARE SHOWN AS WIDTH x HEIGHT x DEPTH (WxHxD) AND ARE SCALED @ A3. DO NOT SCALE FROM DRAWING.

ALL COLOURS (ON SCREEN OR PRINTED) ARE INDICATIVE AND MAY NOT BE AN EXACT MATCH OF THE FINAL PRODUCT COLOUR.

ALL CONSTRUCTION RELATED PRODUCTS ARE TO QUALITY REQUIREMENT EN 1090 EXC 2 AND ISO 5817 LEVEL C. ALL FILLET WELDS WILL BE A MINIMUM LEG LENGTH OF 5MM UNLESS OTHERWISE SPECIFIED BY A WELDING SYMBOL IN ACCORDANCE WITH EN 22553.

E.02 1no. Projecting Sign

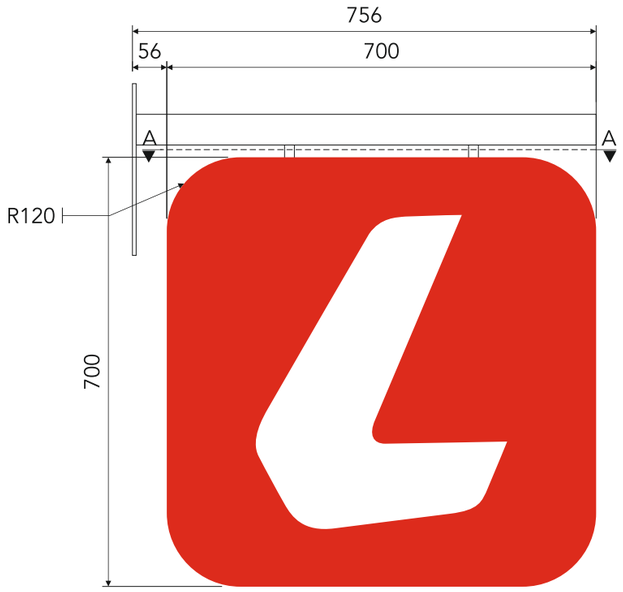

Projecting Sign Set-out
1:10

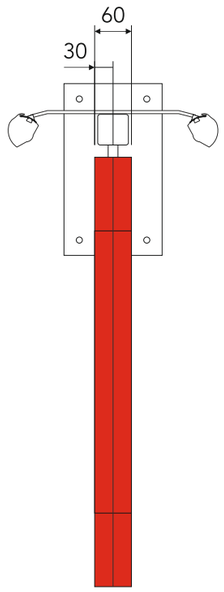

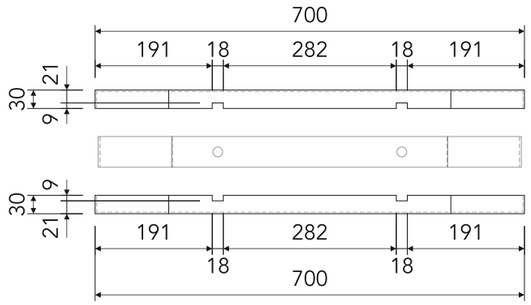

Section A - A
(Exploded)

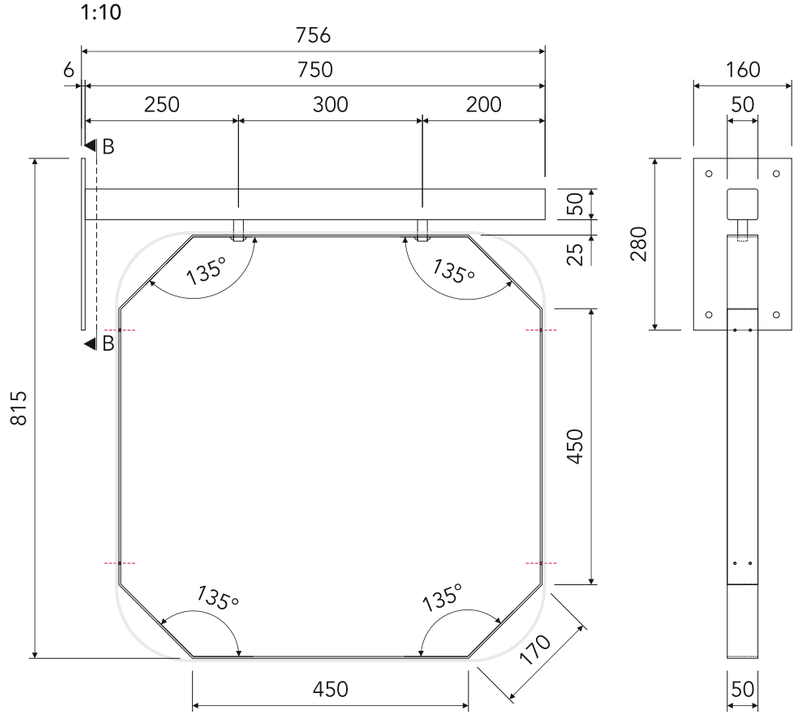

Internal Frame Details

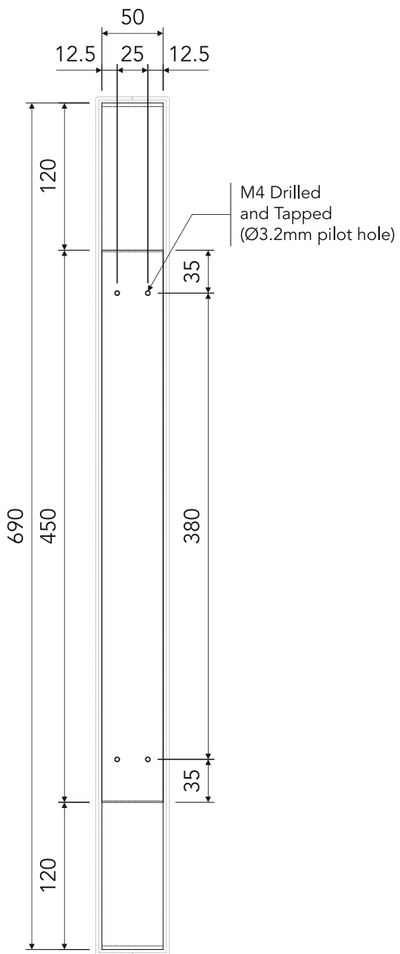

Internal Frame Fixing Set-out
Scale 1:5

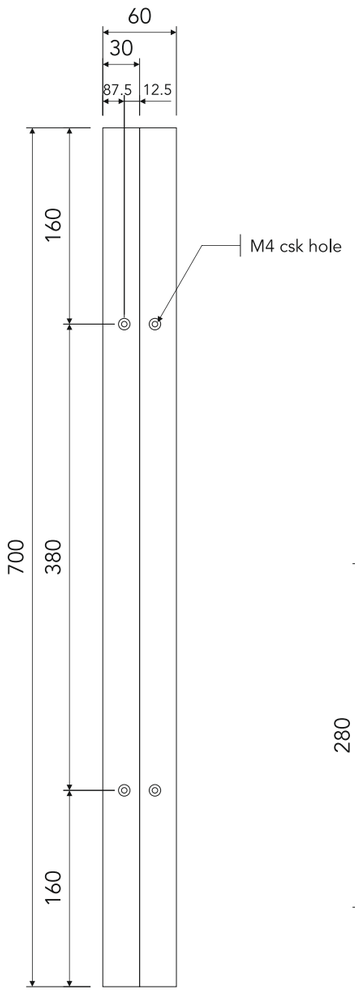

Lid Fixing Set-out
Scale 1:5

SPECIFICATION

(1) PROJECTING SIGN to be constructed 2no. built-up 2.5mm aluminium lids complete with 30mm returns all-around (built-up due to radius corners on face). Lids to be positioned back-to-back to give a total sign depth of 60mm. Lids are to be finished to match Traffic Red RAL 3020 80% Gloss complete with face applied stencil cut White vinyl 'L' applied to both faces. side returns of Lids are to be pre-drilled with M4 csk holes to allow for fitting onto frame, top return of lids are to be notched to suit framework drop rods (See Section A - A).

Internal frame to be constructed as 3mm mild steel plate cut at 50mm wide and formed into an octagon, top of frame is to be pre-drilled with Ø16mm holes to allow for welding onto hanging bracket. Side returns of frame are to be drilled and tapped with M4 holes (Ø3.2mm pilot hole) in positions as shwon to allow lids to be onto frame using M4x10mm set screws.

Hanging bracket is to be constructed as a 50x50mm mild steel projection arm cut at 725mm long, to be welded onto a 6mm mild steel base plate pre-drilled with Ø10mm holes to allow for mounting using RAWL Bolts / suitable fixings. Projecting arm is to have 2no. lengths of Ø16mm solid mild steel bar cut at 35mm lengths and welded onto underside of arm, the frame is then be fitted onto the hanging bracket and welded to the steel bar to leave a 25mm distance from bottom of bracket to top of frame, to be welded to internal face of frame so that weld bead is on the inside face.

Sign is to be externally illuminated via 2no. Ecolux II trough lights supplied at 600mm in length, fitted to the top return of the hanging bracket using Pictorial bracket set to illuminate both faces, brackets and trough lights are to be finished to match RAL 9016 Traffic White.

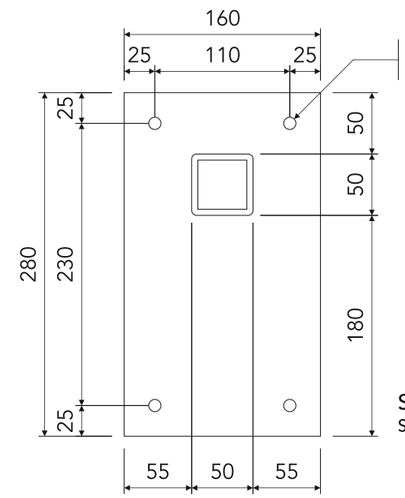

Section B - B
Scale 1:5

1:5
0mm 50 100 150 200 250

1:10
0mm 100 200 300 400 500

PEARCE SIGNS
BRINGING THE WORLD'S BRANDS TO LIFE

CLIENT Ladbrokes	**DWG BY** D.F	**REV**	**DATE**	**BY**	**DESCRIPTION**
SITE ADDRESS Shoreham 35-37 High Street, Shoreham BN43 5DD	**DATE** 30.03.2020	-	-	-	-
	DWG No. 007595	-	-	-	-

© THIS DRAWING/DESIGN IS THE PROPERTY OF PEARCE SIGNS LTD. IT IS TO BE USED BETWEEN THEMSELVES AND THE CLIENT AND ANY REPRODUCTION WITHOUT WRITTEN PERMISSION IS STRICTLY PROHIBITED.

ALL DIMENSIONS ARE IN MILLIMETRES (mm) AND WITHIN ± 3mm UNLESS OTHERWISE SPECIFIED. ALL WRITTEN SIZES ARE SHOWN AS WIDTH x HEIGHT x DEPTH (WxHxD) AND ARE SCALED @ A3. DO NOT SCALE FROM DRAWING.

ALL COLOURS (ON SCREEN OR PRINTED) ARE INDICATIVE AND MAY NOT BE AN EXACT MATCH OF THE FINAL PRODUCT COLOUR.

ALL CONSTRUCTION RELATED PRODUCTS ARE TO QUALITY REQUIREMENT EN 1090 EXC 2 AND ISO 5817 LEVEL C. ALL FILLET WELDS WILL BE A MINIMUM LEG LENGTH OF 5MM UNLESS OTHERWISE SPECIFIED BY A WELDING SYMBOL IN ACCORDANCE WITH EN 22553.