Householder Application

A1. Applicant Details

Organisation			
Name	**Title**	**Forename**	**Surname**
	Mr	N	Davies

A1.1 Address Details

Name or flat number	
Property number or name	36
Street	Whitelot Way
Locality	
Town	Southwick
County	West Sussex
Postal Town	
Postcode	BN42 4YF

A1.2 Communication Details

	Telephone No.	**Extn No.**
Telephone No.		
Daytime Telephone No.		
Fax No.		
Email Address	nickdavies3@gmail.com	
DX Number		

1. Site Address Details

1.1 Address Details

Name or flat number	
Property number or name	36
Street	Whitelot Way
Locality	
Town	Southwick
County	East Sussex
Postal Town	
Postcode	BN42 4YF
UPRN	060027587
Location	

2. Description of the Proposed Development

Development Description

PROPOSED FRONT DORMER

3. Access

Is existing access affected?	**Pedestrian**	_ Yes	X No
	Vehicular	_ Yes	X No
Is a new access type proposed?	**Pedestrian**	_ Yes	X No
	Vehicular	_ Yes	X No

Disability Access

4. Other Information

Does the proposal involve the lopping or topping of trees or the removal of trees, shrubs or hedges? _ Yes X No

5. Public Rights Of Way

Do you propose to alter or divert a Public Right of Way? _ Yes X No

Is the site adjacent to a Public Right Of Way? _ Yes X No

Describe the proposed alteration of the Public Right of Way

6. Materials

Walls

Tile hung to match exsting roof

Roof

Flat felt roof with mineral chippings

Site boundaries (fences, walls, etc.), driveways, paved areas and other hard surfaced areas

All as existing

7. Floor Space

Please state the existing floorspace of the building

135 **sq.m**

Please state the proposed new floorspace

135 **sq.m**

Signature **Electronically submitted; no signature required.**

Certificate A

I certify that:
on the day 21 days before the date of the accompanying application nobody, except the applicant, was the owner of any part of the building/land to which the application relates.

Signatory

	Title	Forename	Surname
Signatory	Mr	Graham	Madigan
Signature	Electronically submitted; no signature required.		
Date (yyyy-mm-dd)	2006-12-07		

Under the provisions of the Planning Acts, if any person issues a certificate which purports to comply with the requirements of this Act and contains a statement which he knows to be false or misleading in a material particular, he shall be guilty of an offence. Please ensure that the information you have provided is accurate.

Agricultural Holdings Certificate

X None of the land to which the application relates is, or is part of, an agricultural holding. ___ I have/the applicant has given the requisite notice to every person other than my/him/herself who, on the day 21 days before the date of this application was a tenant of an agricultural holding on all or part of the land to which the application relates as follows:

Signatory

	Title	Forename	Surname
Signatory	Mr	Graham	Madigan
Signature	**Electronically submitted; no signature required.**		
Date (yyyy-mm-dd)	2006-12-07		

Under the provisions of the Planning Acts, if any person issues a certificate which purports to comply with the requirements of this Act and contains a statement which he knows to be false or misleading in a material particular, he shall be guilty of an offence. Please ensure that the information you have provided is accurate.







FRONT - 36 Whitelot Way





REAR - 36 Whitelot Way

Rev.	Amendments	By	Date

designzone

Drawing Status:
Planning

Project Title:
Proposed Loft Conversion
36 Whitelot Way, Southwick, BN42 4YF

Client:
Mr Davies

Drawing Title:
Photo sheet 1

Date: 20.10.05 File reference: dz631

Scale: N.T.S Master drawing reference:

Drawn by: GAM Checked by:

Job Number	Drawing Number	Revision
dz631	Ph 01	-









FRONT - 36 Whitelot Way

Rev	Amendments	By	Date

designzone

Drawing Status:
Planning

Project Title:
Proposed Loft Conversion
36 Whitelot Way, Southwick, BN42 4YF

Client:
Mr Davies

Drawing Title:
Photo sheet 2

Date: 07.12.06		File reference: dz631	
Scale: N.T.S		Master drawing reference:	
Drawn by: GAM		Checked by:	

Job Number:	Drawing Number:	Revision:
dz631	Ph 02	-

PROPOSED DRAWINGS



block plan 1:500



location plan 1:1250

Notes

1. This drawing remains the copyright of Design Zone (UK) Ltd and shall not be copied in any format without their specific approval in writing. The issue of the drawing in digital format (on floppy disk, CD or via email) entitles the named recipient only to utilise the elements of the drawing that are visible in paper space at the time of issue for the purposes of the named project only.

2. Design Zone (UK) Ltd accept no responsibility for the accuracy or currency of data on digitally issued drawings that, at the time of issue, is not visible in paper space viewports or is located on layers that are switched off or frozen.

3. The Contractor is responsible for checking dimensions, tolerances and information. Any discrepancies to be verified with the designers before preparing shop drawings or proceeding with the Works.

4. Where two or more drawings illustrate the same element of the Works, the drawing at the largest scale shall take precedence. Where drawings are of the same scale the drawing with the later date (or revision date) shall take precedence.

5. Where drawings contain cross-references to a written specification that specification shall carry equal precedence with the drawing.

6. Do not scale drawings. Figured dimensions are to be worked to in all cases.

7. All dimensions indicated are structural unless specifically identified to the contrary.

8. Workmanship and materials are to be in accordance with all relevant British Standards, Codes of Practice, Agrement Certificates and manufacturer's written instructions that are current at the commencement of the Works. All materials and components are to be utilised strictly in accordance with the manufacturer's written instructions.

9. All works are to be carried out in strict accordance with the Building Regulations and to the entire satisfaction of the Building Inspector. Should this differ from that shown on the drawings, obtain from the designers approval prior to proceeding with the Works.

10. The inclusion on this drawing of any elements of the Works that are subject to detailed design by other parties (whether consultant or specialist supplier/subcontractor) is purely indicative and is incorporated solely to illustrate its relationship to the adjoining construction. The liability for the design of those elements shall lie entirely with the relevant designer.

Rev.	Amendments	By	Date

designzone

Pelham House, 25 Pelham Square, Brighton BN1 4ET T: 01273 689928 F: 01273 687004
E: studio@designzone.uk.com www.designzone.uk.com

Drawing Status:
Planning

Project Title:
Proposed Loft Conversion
36 Whitelot Way, Southwick, BN42 4YF

Client:
Mr Davies

Drawing Title:
Site Plan & Location Plan
as Proposed

Date	File reference
14.11.06	dz631
Scale:	**Master drawing reference:**
1:500 + 1:1250	dz631-PLANNING-DORMER
Drawn by:	**Checked by:**
azr	

Job Number	Drawing Number	Revision
dz 631	P12	

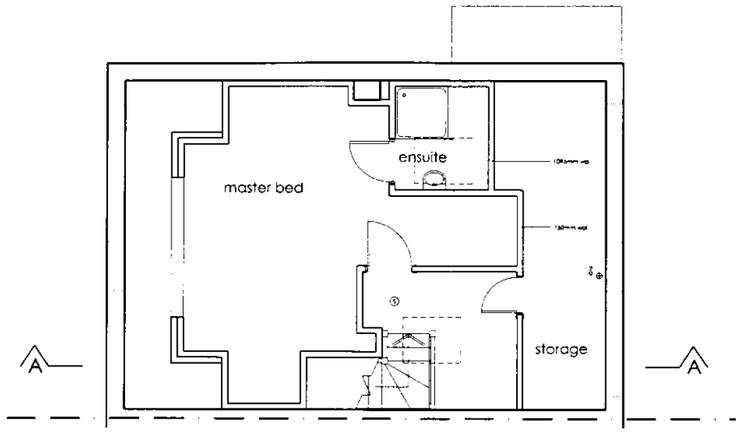

loft plan

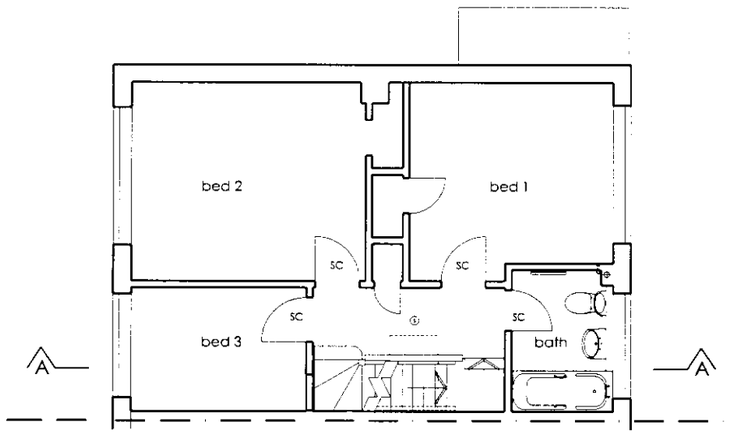

first floor plan

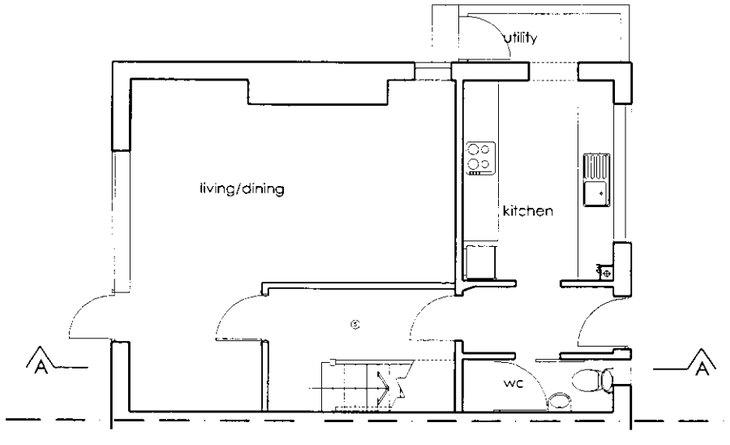

ground floor plan

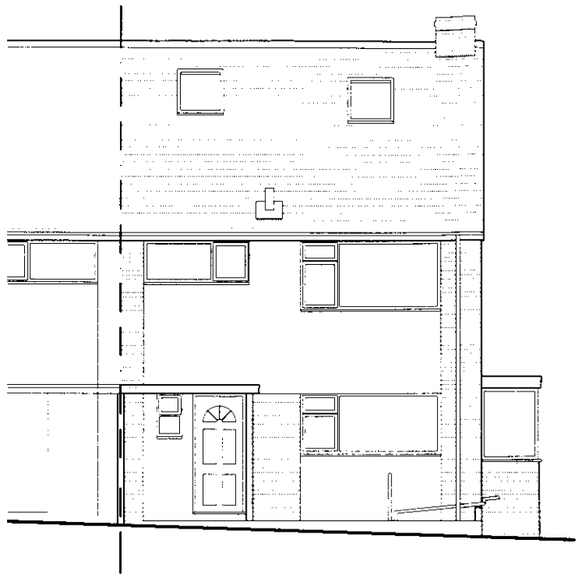

front elevation



side elevation

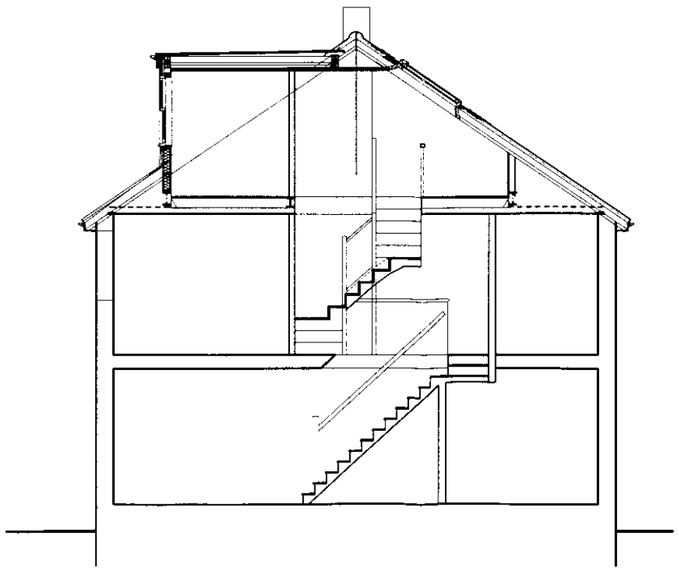

section AA

EXISTING DRAWINGS

Notes

1. This drawing remains the copyright of Design Zone (UK) Ltd and shall not be copied in any format without their specific approval in writing. The issue of the drawing in digital format (on floppy disk, CD or via email) entitles the named recipient only to utilise the elements of the drawing that are visible in paper space at the time of issue for the purposes of the named project only.

2. Design Zone (UK) Ltd accept no responsibility for the accuracy or currency of data on digitally issued drawings that, at the time of issue, is not visible in paper space viewports or is located on layers that are switched off or frozen.

3. The Contractor is responsible for checking dimensions, tolerances and information. Any discrepancies to be verified with the designers before preparing shop drawings or proceeding with the Works.

4. Where two or more drawings illustrate the same element of the Works, the drawing at the largest scale shall take precedence. Where drawings are of the same scale the drawing with the later date (or revision date) shall take precedence.

5. Where drawings contain cross-references to a written specification that specification shall carry equal precedence with the drawing.

6. Do not scale drawings. Figured dimensions are to be worked to in all cases.

7. All dimensions indicated are structural unless specifically identified to the contrary.

8. Workmanship and materials are to be in accordance with all relevant British Standards, Codes of Practice, Agrément Certificates and manufacturer's written instructions that are current at the commencement of the Works. All materials and components are to be utilised strictly in accordance with the manufacturer's written instructions.

9. All works are to be carried out in strict accordance with the Building Regulations and to the entire satisfaction of the Building Inspector. Should this differ from that shown on the drawings, obtain from the designers approval prior to proceeding with the Works.

10. The inclusion on this drawing of any elements of the Works that are subject to detailed design by other parties (whether consultant or specialist supplier/subcontractor) is purely indicative and is incorporated solely to illustrate its relationship to the adjoining construction. The liability for the design of those elements shall lie entirely with the relevant designer.

Ack/0477/06
- 8 DEC 2006

Rev.	Amendments	By	Date

designzone

Pelham House, 2b Pelham Square, Brighton, BN1 4EL T: 01273 687926 F: 01273 681004
E: studio@designzone.uk.com www.designzone.uk.com

Drawing Status
PLANNING

Project Title
Proposed Front dormer
36 Whitelot Way, Southwick, BN42 4YF

Client
Mr Davies

Drawing Title
Plans & Elevations
as Existing

Date:	File reference:
14.11.05	dz631
Scale:	Master drawing reference:
1:100	dz631-Plannin-dormer
Drawn by:	Checked by:
azr	

Job Number	Drawing Number	Revision
dz 631	P10	

PROPOSED DRAWINGS

MATERIALS

Dormer:
Felt flat roof with mineral chippings
Tile hung cheeks to match existing roof and rear dormer.
White PVCu fascia, soffits and rainwater goods with white PVCu casement windows.



front elevation

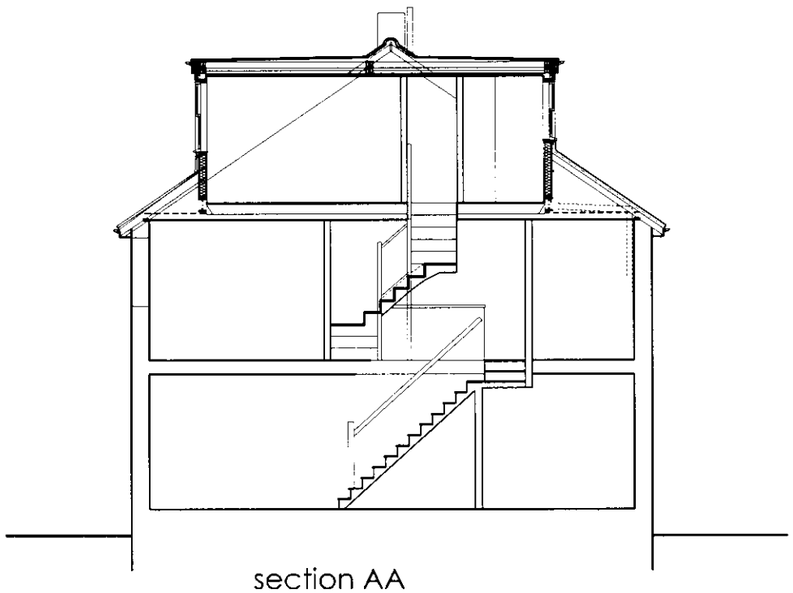

section AA



side elevation

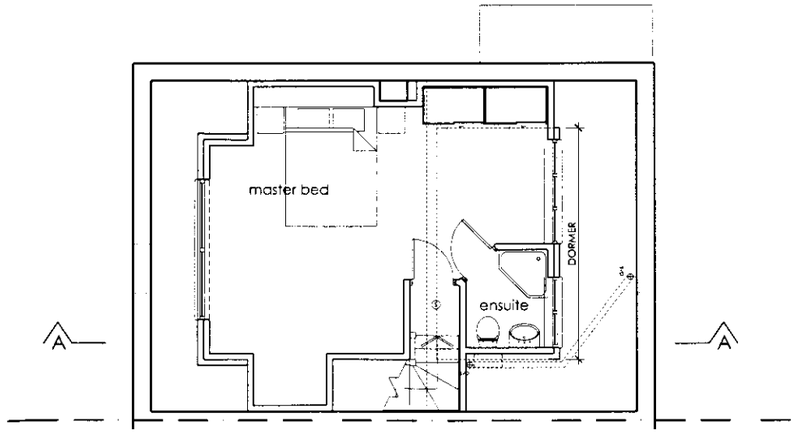

second floor

Notes:

1. This drawing remains the copyright of Design Zone (UK) Ltd and shall not be copied in any format without their specific approval in writing. The issue of the drawing in digital format (on floppy disk, CD or via email) entitles the named recipient only to utilise the elements of the drawing that are visible in paper space at the time of issue for the purposes of the named project only.

2. Design Zone (UK) Ltd accept no responsibility for the accuracy or currency of data on digitally issued drawings that, at the time of issue, is not visible in paper space viewports or is located on layers that are switched off or frozen.

3. The Contractor is responsible for checking dimensions, tolerances and information. Any discrepancies to be verified with the designers before preparing shop drawings or proceeding with the Works.

4. Where two or more drawings illustrate the same element of the Works, the drawing at the largest scale shall take precedence. Where drawings are of the same scale the drawing with the later date (or revision date) shall take precedence.

5. Where drawings contain cross-references to a written specification that specification shall carry equal precedence with the drawing.

6. Do not scale drawings. Figured dimensions are to be worked to in all cases.

7. All dimensions indicated are structural unless specifically identified to the contrary.

8. Workmanship and materials are to be in accordance with all relevant British Standards, Codes of Practice, Agrément Certificates and manufacturer's written instructions that are current at the commencement of the Works. All materials and components are to be utilised strictly in accordance with the manufacturer's written instructions.

9. All works are to be carried out in strict accordance with the Building Regulations and to the entire satisfaction of the Building Inspector. Should this differ from that shown on the drawings, obtain from the designers approval prior to proceeding with the Works.

10. The inclusion on this drawing of any elements of the Works that are subject to detailed design by other parties (whether consultant or specialist supplier/subcontractor) is purely indicative and is incorporated solely to illustrate its relationship to the adjoining construction. The liability for the design of those elements shall lie entirely with the relevant designer.

Adc/0477/00
8 DEC 2006

Rev.	Amendments	By	Date

designzone

Pelham House, 2a Pelham Square, Brighton, BN1 4ET T: 01273 689928 F: 01273 687004
E: studio@designzone.uk.com www.designzone.uk.com

Drawing Status:
Planning

Project Title:
Proposed Loft Conversion
36 Whitelot Way, Southwick, BN42 4YF

Client:
Mr Davies

Drawing Title:
Plans & Elevations
as Proposed

Date	File reference
14.11.06	dz631
Scale	**Master drawing reference**
1:100	dz631-PLANNING-DORMER
Drawn by:	**Checked by**
azr	

Job Number	Drawing Number	Revision
dz 631	P11	