ADU... ...RTHING
P... ...ES
WDM 0523/13
DATE VALID 01 MAY 2013



South Facing (Front) Elevation

1m 2m 3m 4m 5m 6m 7m 8m 9m 10m
1:100 Scale Bar



West Facing (Side) Elevation

1m 2m 3m 4m 5m 6m 7m 8m 9m 10m
1:100 Scale Bar

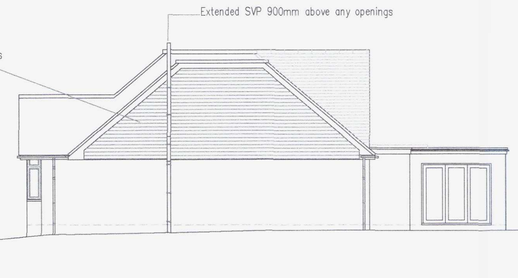

East Facing (Side) Elevation

1m 2m 3m 4m 5m 6m 7m 8m 9m 10m
1:100 Scale Bar



North Facing (Rear) Elevation

1m 2m 3m 4m 5m 6m 7m 8m 9m 10m
1:100 Scale Bar

DO NOT SCALE FROM THIS DRAWING EXCEPT FOR PLANNING AS PHOTOCOPIES WILL BE SUBJECT TO DISTORTION DRAWINGS TO BE READ IN CONJUCTION WITH ALL OTHER ARCHITECT'S & STRUCTURAL ENGINEER'S CONTRACT DRAWINGS & SPECIFICATIONS.
ANY DISCREPANCIES MUST BE BROUGHT TO THE ATTENTION OF THE ARCHITECT IMMEDIATELY.
THE CONTRACTOR MUST VERIFY ALL DIMENSIONS BY SITE MEASUREMENT BEFORE ORDERING MATERIALS OR MANUFACTURING COMPONENTS.
SUBSTITUTE MATERIALS & PRODUCTS TO THOSE NAMED WILL BE ACCEPTABLE IF PROVEN TO BE OF EQUAL OR HIGHER PERFORMANCE AND NOT IN CONFLICT WITH OTHER ELEMENTS.

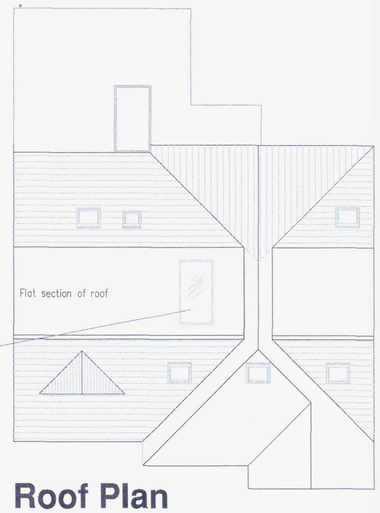

Roof Plan

1m 2m 3m 4m 5m 6m 7m 8m 9m 10m
1:100 Scale Bar

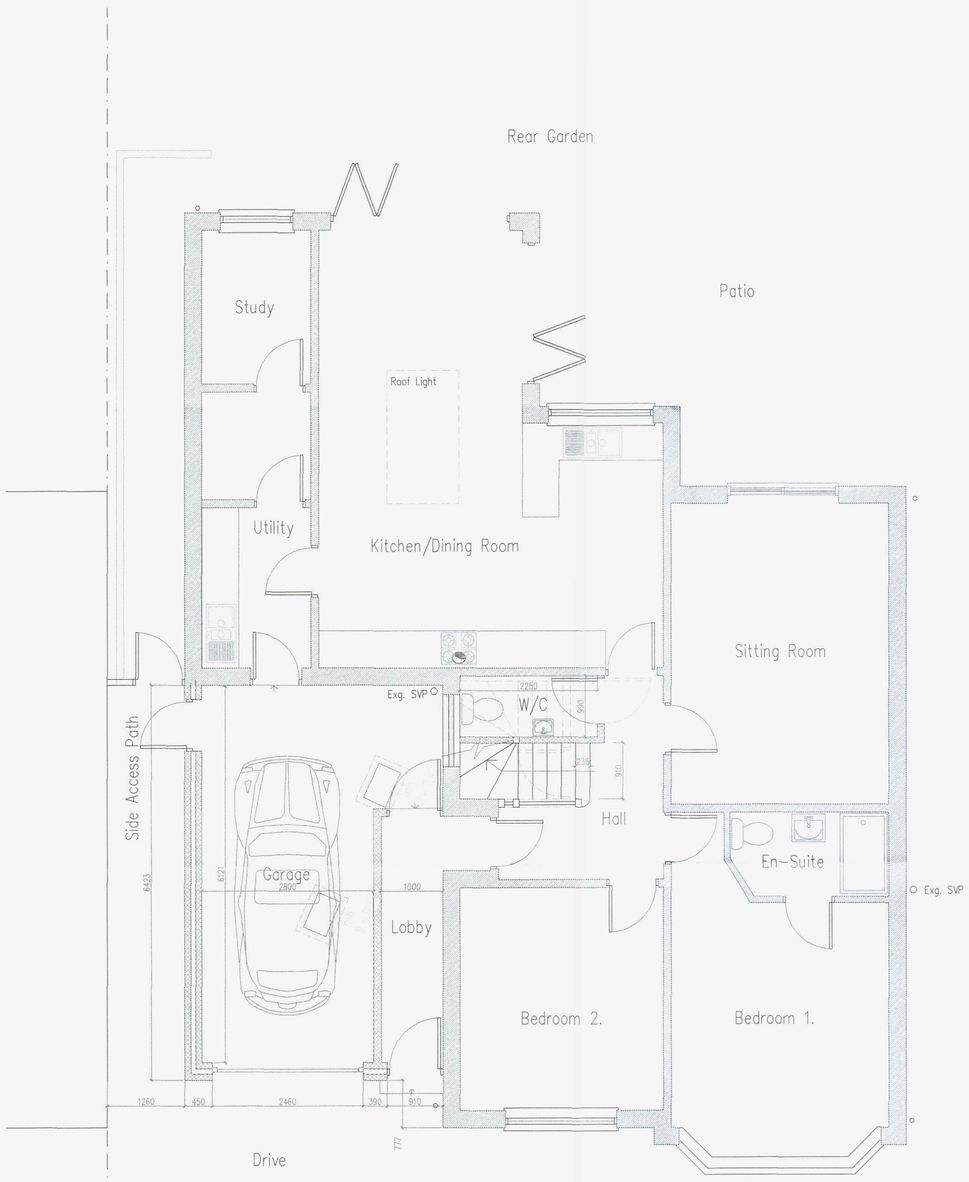

Ground Floor Plan

1m 2m 3m 4m 5m 6m 7m 8m 9m 10m
1:50 Scale Bar

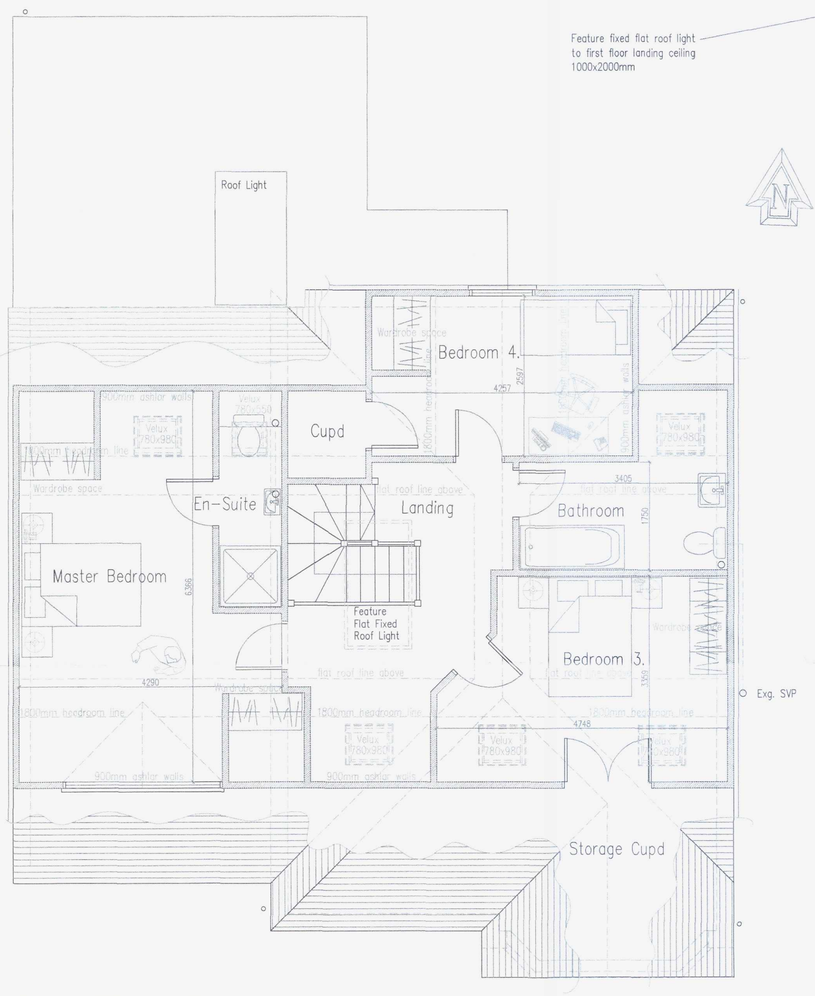

First Floor Plan

1m 2m 3m 4m 5m 6m 7m 8m 9m 10m
1:50 Scale Bar

Project:
Proposed Extensions
At:
35 The Avenue
Shoreham By Sea
West Sussex

Drawing title:
Plans & Elevations As Proposed

Client: James Lockyer

© Copyright of:
Architectural & Planning Services
15 West Street
Shoreham By Sea
West Sussex
BN43 5WF
BJW
01273 441009
07856899101
e-mail: benw@bjwarchitectural.co.uk
website: bjwarchitectural.co.uk

Scale: 1:100 1:50	Paper size A1
Date: 23.4.2013	Drawn: BJW
Drg. No. 02	Rev'n

Note: All dimensions to be checked on site.