

Services Key

- – Denotes pull cord
- 2 – Denotes light switch (2 way)
- T – Denotes light switch (timer)
- – Denotes telephone
- – Denotes television aerial points
- – Denotes double socket
- – Denotes double socket (floor level)
- C – Denotes cooker point
- – Denotes spur
- – Denotes shaver socket incorporating light
- – Denotes external water tap
- – Denotes wall light
- – Denotes ceiling rose
- – Denotes low voltage recessed spotlight
- – Denotes fluorescent tube
- radiator – Denotes radiator
- – Denotes PIR detector
- – Denotes extractor fan
- SD – Denotes smoke detector
- HD – Denotes heat detector
- meter – Denotes meter

FINAL No. & Layout as Directed by Client

Structural Engineer to confirm all beam layouts and sizes

South Facing (Front) Elevation
1m 2m 3m 4m 5m 6m 7m 8m 9m 10m
1:100 Scale Bar

East Facing (Side) Elevation
1m 2m 3m 4m 5m 6m 7m 8m 9m 10m
1:100 Scale Bar

West Facing (Side) Elevation
1m 2m 3m 4m 5m 6m 7m 8m 9m 10m
1:100 Scale Bar

North Facing (Rear) Elevation
1m 2m 3m 4m 5m 6m 7m 8m 9m 10m
1:100 Scale Bar

COPYRIGHT & PROPERTY of :- BJW Architectural

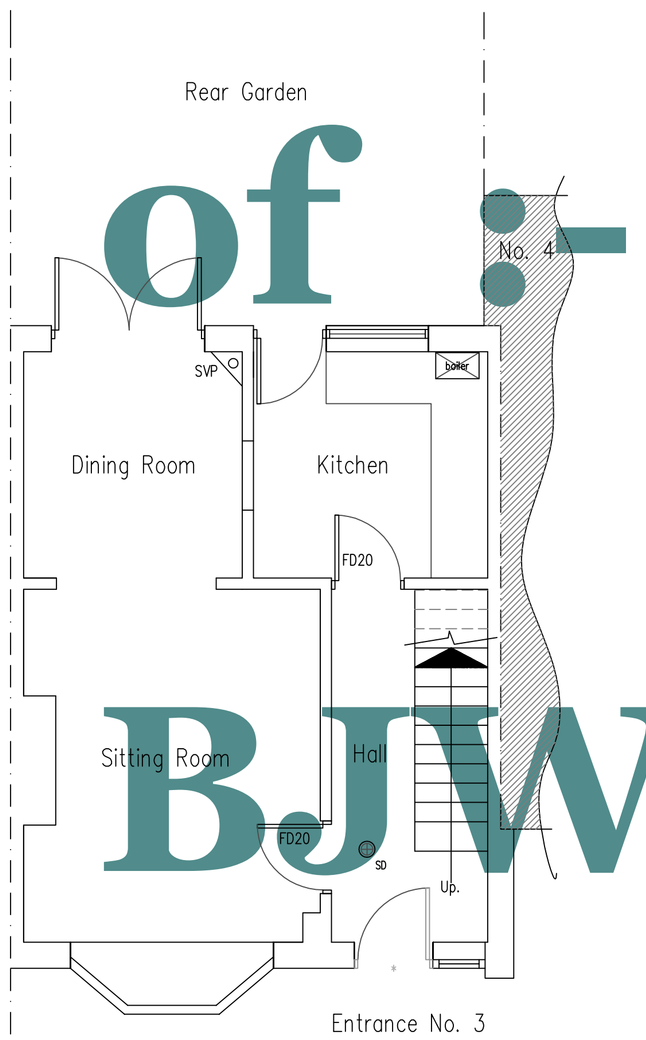

Ground Floor Plan
1:50 Scale Bar
1m 2m 3m 4m 5m 6m 7m 8m 9m 10m

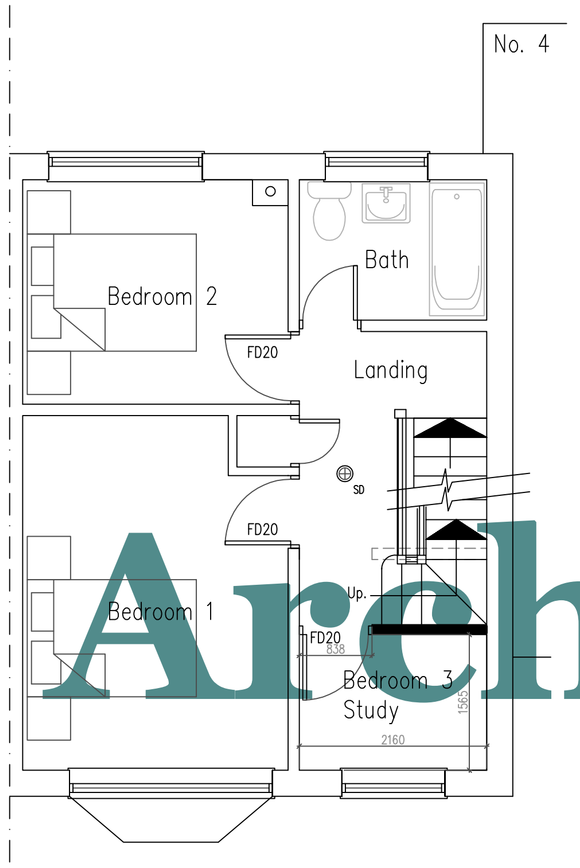

First Floor Plan

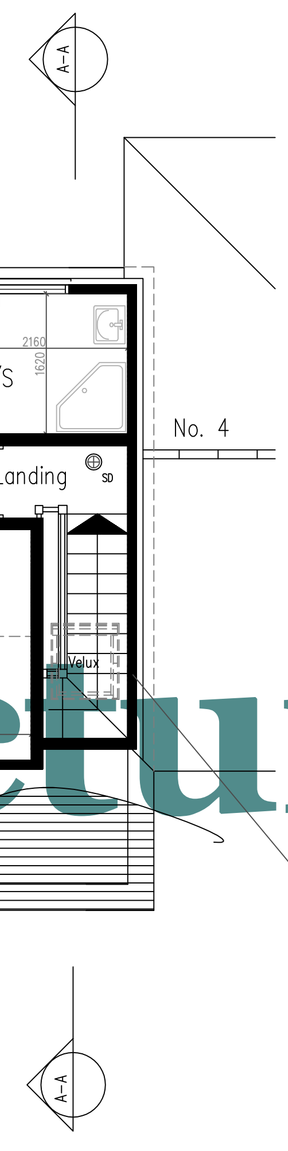

Second Floor Plan
1:50 Scale Bar
1m 2m 3m 4m 5m 6m 7m 8m 9m 10m

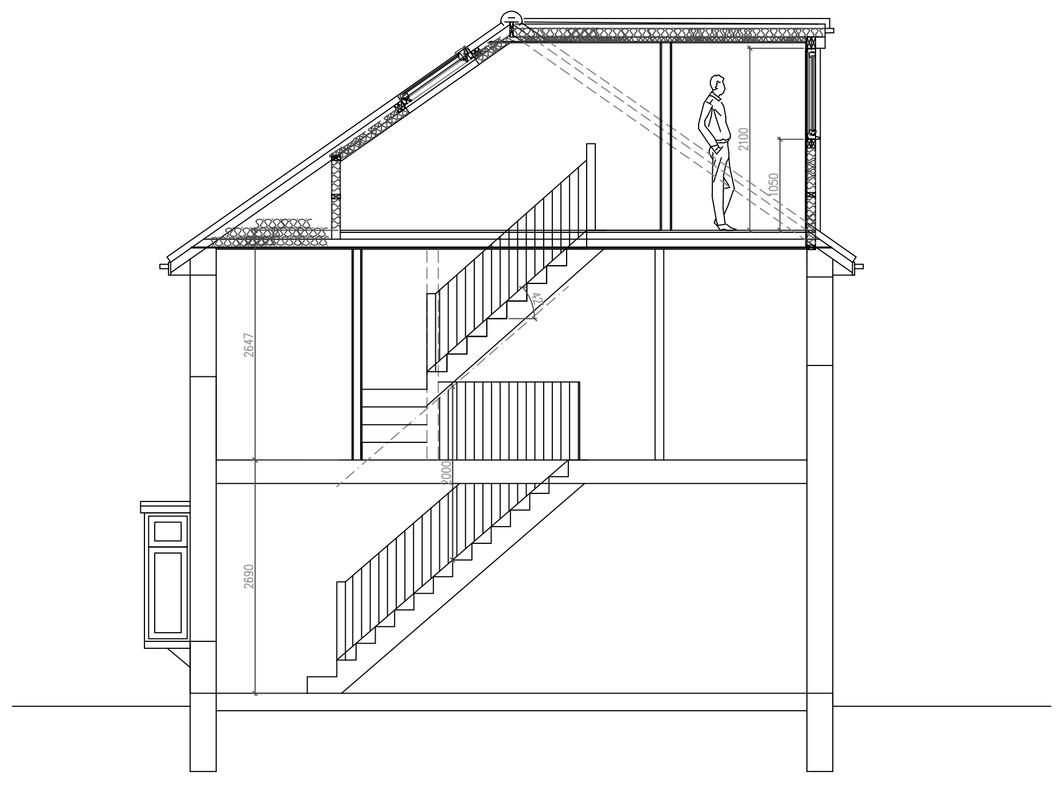

SECTION AA
1:50 Scale Bar
1m 2m 3m 4m 5m 6m 7m 8m 9m 10m

DO NOT SCALE FROM THIS DRAWING EXCEPT FOR PLANNING AS PHOTOCOPIES WILL BE SUBJECT TO DISTORTION
DRAWINGS TO BE READ IN CONJUCTION WITH ALL OTHER ARCHITECT'S & STRUCTURAL ENGINEER'S CONTRACT DRAWINGS & SPECIFICATIONS.
ANY DISCREPANCIES MUST BE BROUGHT TO THE ATTENTION OF THE ARCHITECT IMMEDIATELY.
THE CONTRACTOR MUST VERIFY ALL DIMENSIONS BY SITE MEASUREMENT BEFORE ORDERING MATERIALS OR MANUFACTURING COMPONENTS.
SUBSTITUTE MATERIALS & PRODUCTS TO THOSE NAMED WILL BE ACCEPTABLE IF PROVEN TO BE OF EQUAL OR HIGHER PERFORMANCE AND NOT IN CONFLICT WITH OTHER ELEMENTS.

Project:
Proposed Roof Conversion
At:
3 Westmount Close
Southwick
West Sussex
BN42 4SR

Drawing title:
Plans & Elevations As Proposed

Client: Dan Smith

© Copyright of:
Architectural & Planning Services
15 West Street
Shoreham By Sea
West Sussex
BN43 5WF
BJW
01273 441009
07856899101
e-mail: benw@bjwarchitectural.co.uk
website: bjwarchitectural.co.uk

Scale: 1:50 1:100 | Paper size: A1
Date: 6.7.2017 | Drawn: BJW
Drg. No. 02 | Rev'n
Note: All dimensions to be checked on site.