ADUR DISTRICT COUNCIL

# Town and Country Planning Act 1990
# Householder Planning Application

**Use this form to apply for planning permission to extend or alter your house or flat, to build a garage or other structure on your property or to create access for a vehicle onto a classified road (please read note 9).**

**Please read the notes before you fill in this form.**

**1 Please give the address of the property to be altered or extended**

| |
|---|
| 126 Old Shoreham Road |
| |
| |
| Shoreham by Sea |
| |
| BN43 5TE |

ADUR DISTRICT COUNCIL
PLANNING DIVISION

| | |
|---|---|
| PLAN No. | Ad/0040/08 |
| DATE | 15 JAN 2008 |

**2 Type of property**

| |
|---|
| *Terraced House* |

**3 Please describe the development you are applying for.**

| |
|---|
| *Conversion of part of a detached garage into a garden room.* |

**4 Applicant** (in block capitals)

Name

| |
|---|
| |
| Clare |
| Conway |

Address

| |
|---|
| 126 Old Shoreham Road |
| |
| |
| Shoreham by Sea |
| BN43 5TE |
| |

Telephone

| |
|---|
| |
| |

Fax

| |
|---|
| |

Email

| |
|---|
| |

**Agent** (if any)

Full Name

| |
|---|
| M J Humphrey |

Address

| |
|---|
| 39 Northease Drive |
| |
| |
| Hove |
| Sussex |
| BN3 8PQ |

Telephone

| |
|---|
| 07701055182 |
| |

Fax

| |
|---|
| |

Email

| |
|---|
| mel_humphrey_uk@yahoo.co.uk |

**5 Please enclose four copies of this form and four sets of plans.**
Please number your plans and write the numbers and scales against the titles here.

| | Plan Number | Scale |
|---|---|---|
| Location Plan | 1 | 1;1250 |
| Block Plan | 1 | 1;500 |
| Floor Plan | 2 | 1;50 |
| Elevations | | |
| Other | | |

**6 Will the development involve cutting down any trees?** No
If "Yes", please show these clearly on the block plan.

**7 Will the development (including any new or altered access) affect a public footpath or any other public right of way?** No

8 **Does this application require a fee?** No
(See note 3)

**If "No", please choose the option that applies** 8
(See note 3)

**If "Yes", please state the fee enclosed** £
(See note 4)

**Signature:**  **Date:** 24/12/07

**Please print your name:** M. Humphrey

**Certificate under Article 7 of the Town and Country Planning (General Development Procedure) Order 1995**

If anyone else owns the land or part of it, you must fill in Certificate B, which you can get from the Planning Section. You must also tell the owner of the land about this application by serving a notice on them. If you own all of the land, you must fill in Certificate A below.

**Certificate A**

I confirm that:

- Nobody except the applicant was an owner of any part of the land involved at the beginning of the period of 21 days before the date of this application; and

- none of the land this application relates to is an agricultural holding or part of an agricultural holding.

**Signature:**  **Date:** 24/12/07

**Please print your name:** M Humphrey

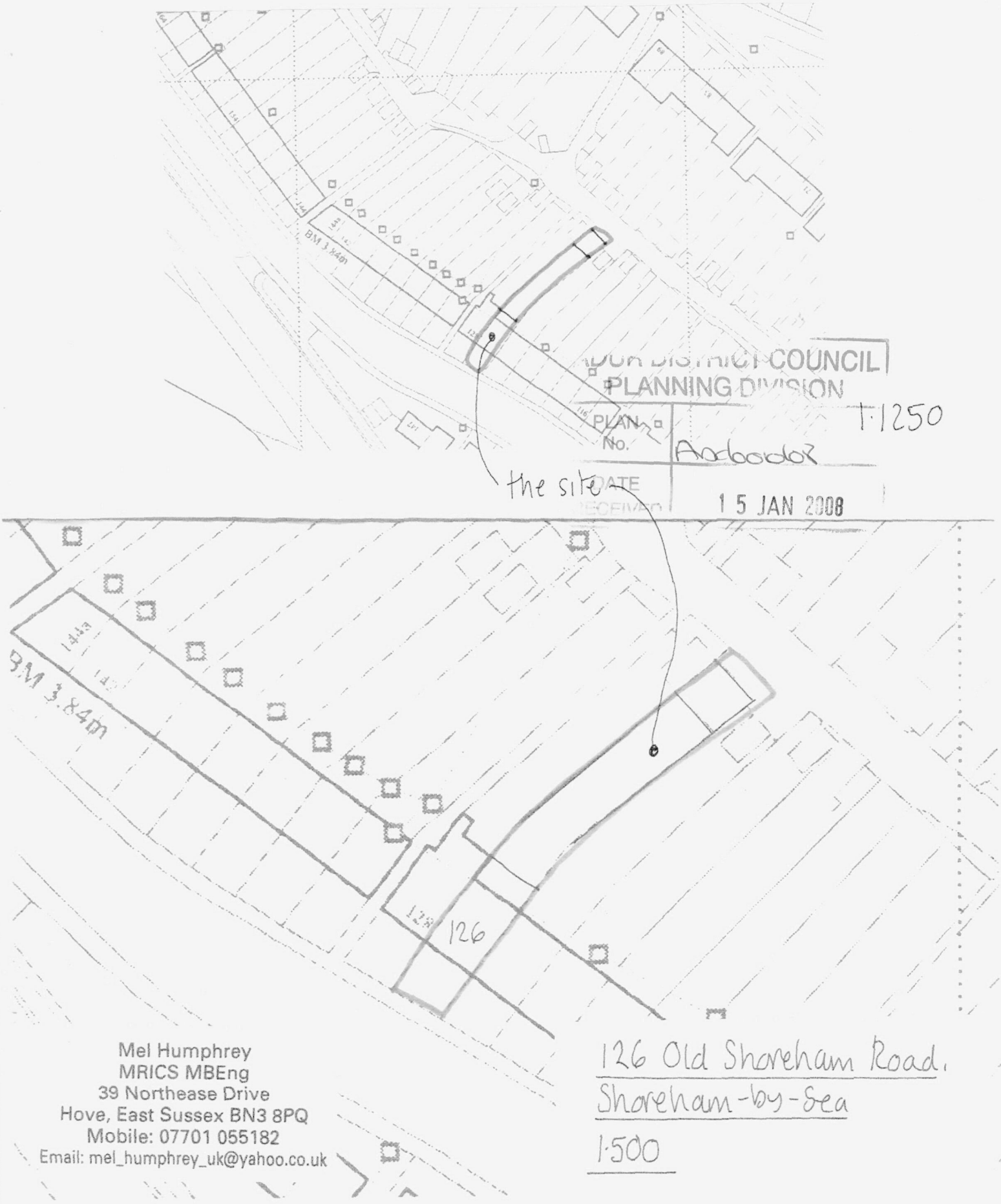


ADUR DISTRICT COUNCIL
PLANNING DIVISION
PLAN No. Ad6000/2
DATE RECEIVED 15 JAN 2008

1:1250

Mel Humphrey
MRICS MBEng
39 Northease Drive
Hove, East Sussex BN3 8PQ
Mobile: 07701 055182
Email: mel_humphrey_uk@yahoo.co.uk

126 Old Shoreham Road.
Shoreham-by-Sea
1:500

126 Old Shoreham Road, Shoreham  1:100, Jan 08

Existing rear elevation

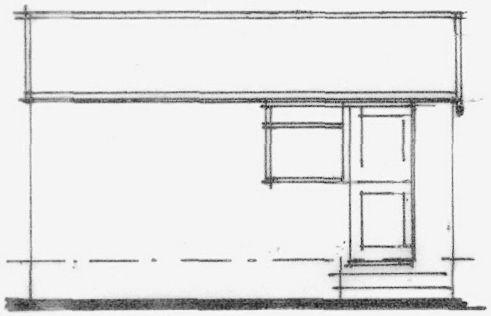

Proposed rear elevation

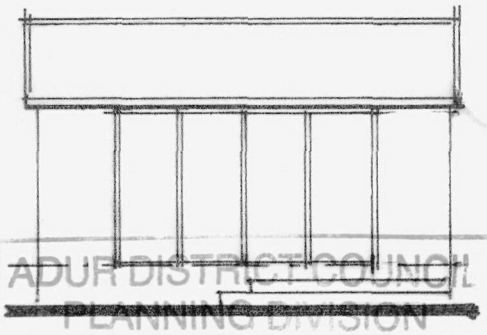

ADUR DISTRICT COUNCIL
PLANNING DIVISION
PLAN No. Ad0060/08
DATE 15 JAN 2008

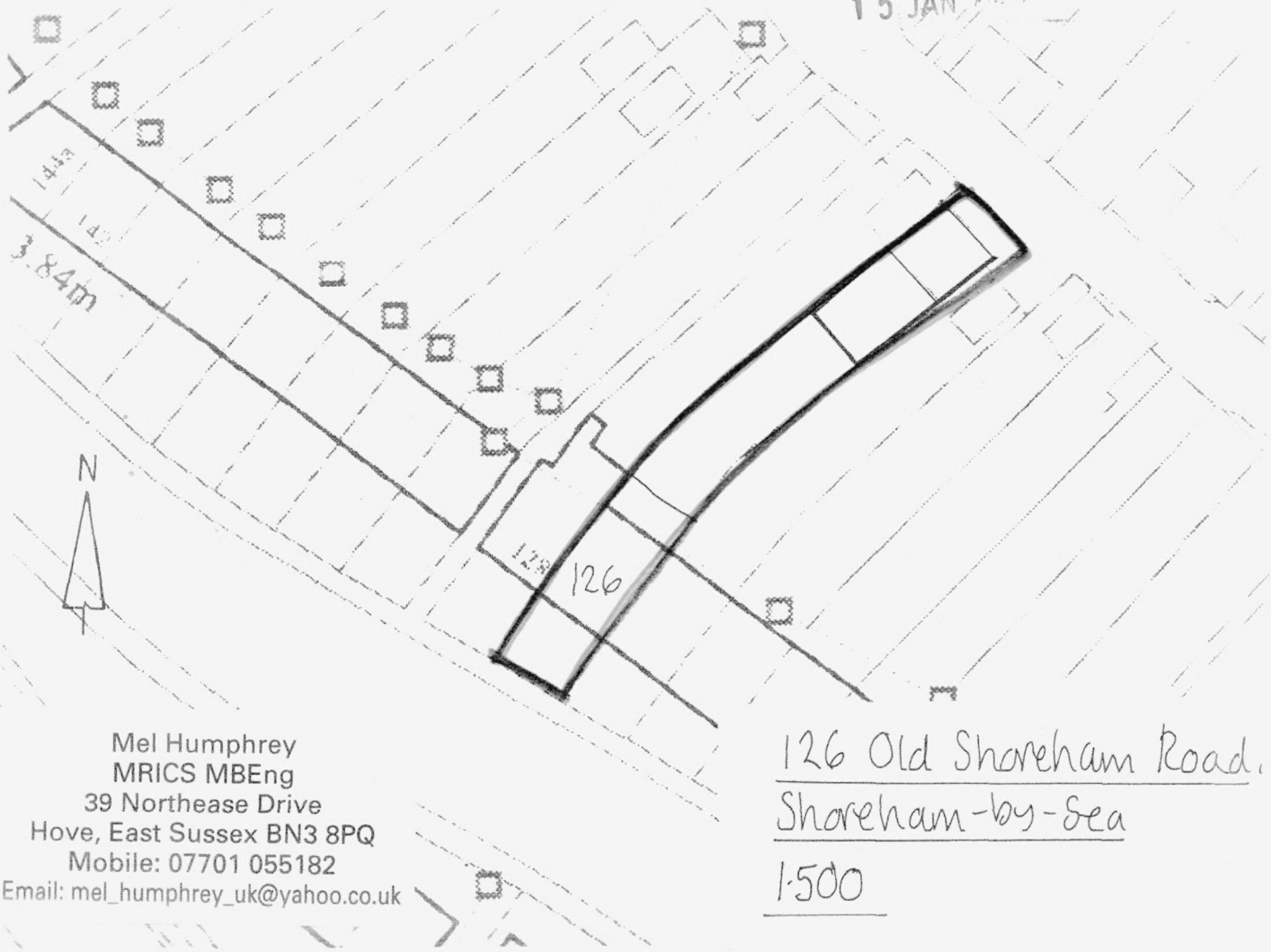


Mel Humphrey
MRICS MBEng
39 Northease Drive
Hove, East Sussex BN3 8PQ
Mobile: 07701 055182
Email: mel_humphrey_uk@yahoo.co.uk

126 Old Shoreham Road,
Shoreham-by-Sea
1:500

# Ground Floor Plan

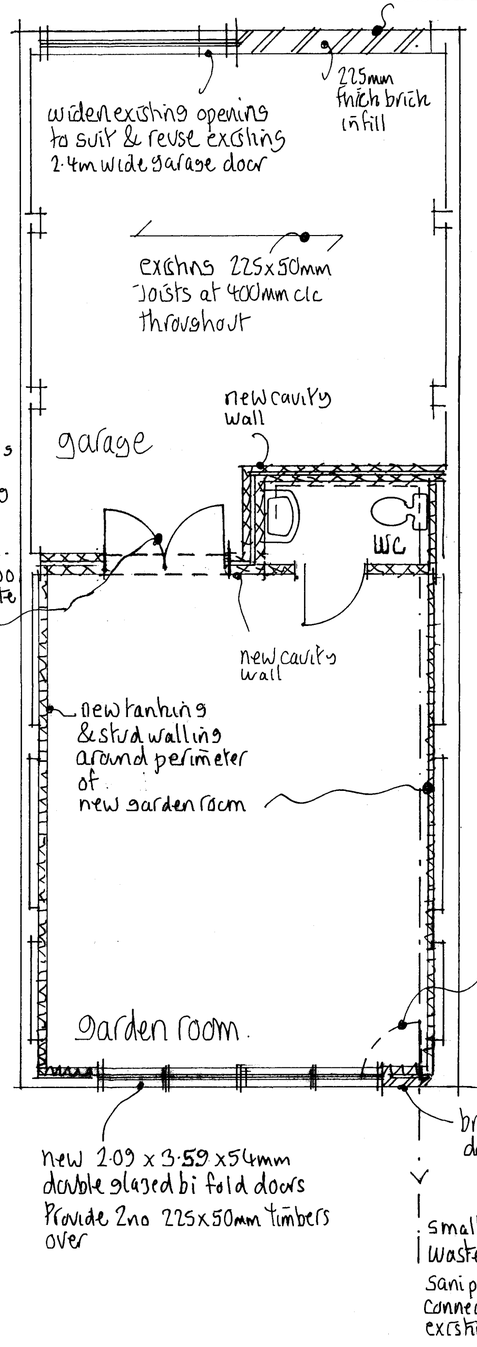


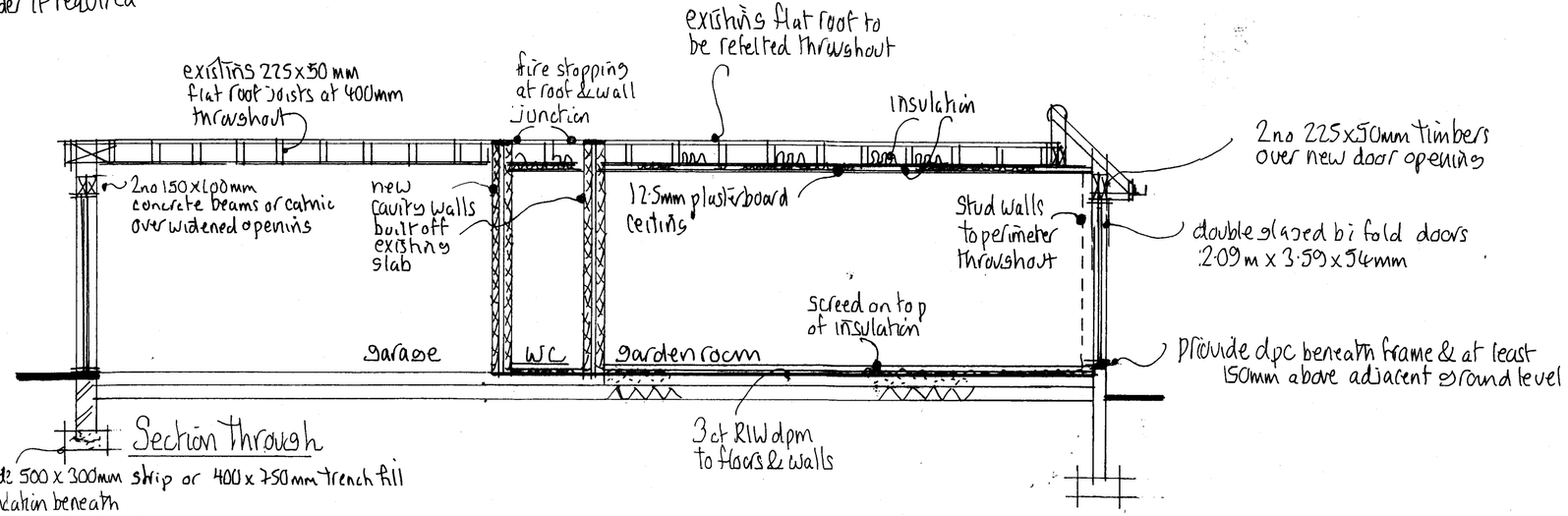


**Building Regulation Notes**

Any parts of structure covered over or inaccessible have not been inspected and no responsibility is accepted for these areas including underground. All electrics, heating, plumbing and decorations to be altered/extended all to client's choice. All foundations and lintels taking additional loads are to be exposed and checked for adequacy and suitability for ground conditions prior to commencement of work.

**Foundations**

If required to the front wall to be 750mm x 400mm trench fill foundations (1:2:4 concrete mix) or 500mm x 300mm strip. All foundations to be min 1.0m below ground level with the exact depth to suit site conditions.

**External walls to new garden room**

All existing 110mm brick walls to receive 3 coat RIW dpm and 80mm celotex within a dry lined stud wall 1200 gauge vapour barrier and 12.5m plasterboard and set finish.

**Internal walls between garage and garden room**

To be cavity walls comprising rendered leaf of 100mm Thermalite "Turbo" or equal with min 85mm cavity with 85mm Rockwool cavity wall insulation batts, Inner leaf 100mm Thermalite "Turbo" or equal and approved blockwork min 3.5 N/mm$^2$ . All walls constructed using 1:1:6 mortars or 1:5 masonry cement mortars. Finished with 13mm lightweight plaster internally. Horizontal strip polymer (hyload) damp proof course in each leaf of new walls min 150mm above adjacent ground level in external leaf. DPC to be lapped with existing wall DPC and with floor DPM. Vertical DPC to be installed at all reveals where cavity is closed. Blockwork below ground level to be Class A dense concrete or alternatively semi engineering brickwork. All walls constructed with stainless steel wall ties built in at 450mm centres vertically and 750mm centres horizontally in staggered rows. Doubled up at corners and reveals. Cavities closed at eaves level with slate and to be continuous. Weep holes to be provided adjacent to ground level and over openings/cavity trays etc every third perpendicular Catnic or similar approved lintels to be used over door and window openings with min 150mm bearings.

**Flat roof**

Existing flat roof to be re- felted. 3 layers built up felt to BS747 finished with 12.5mm white stone chippings bedded in bitumen. All felt work and detailing to be in accordance with CP144. Timber roof structures to be fixed in accordance with BS Codes of Practice no CP3 and CP112. 18mm WBP plywood decking on the existing sw firrings to the existing 100mm deep flow gutters, Ceiling lined with 1000 gauge polythene vapour barrier over 130mm Celotex insulation in between joists and 30mm Celotex under before fixing 12.5mm plasterboard finished to client's approval. Flat roof to be ventilated at eaves by setting ex 25mm sw fascia min 25mm from face of wall with insect mesh backing opening to form continuous ventilation strip along full length of eaves on the front and rear sides. 100mm x 50mm wall plate strapped down to walls using 1000 x 30 x 5mm mild steel straps at 1.2m centres.

**Ground Floors**

Minimum 75mm screed reinforced with chicken wire (mix 1.3 or 4), 80mm Celotex flooring, 3 coats RIW dpm on top of existing concrete slab and consolidated hardcore.

**Foul Water**

New WC to discharge into Saniplus unit and pumped into the existing soil and vent pipe via a 32mm diameter copper waste, fitted with rodding access.

**Electrics**

All electrical work required to meet the requirements of Part P (Electrical Safety) must be designed, installed, inspected and tested by a person competent to do so. Prior to completion the Council should be satisfied that Part P has been complied with. This may require an appropriate BS 7671 electrical installation certificate to be issued for the work by a person competent to do so.

The new room light fittings are to be capable to support energy efficient fitting, only accepting lamps having a luminous efficacy greater than 40 lumens per circuit watt at a rate of 1 per 25m$^2$ of floor area or 1 per 4 fixed light fittings.

**Ventilation**

New window serving all rooms to provide open able ventilation area of not less than 1/20$^{th}$ of the floor area of the rooms, which they serve, all fitted with a minimum 8000mm$^2$ trickle ventilator. All glazing in those critical locations to be of toughened or laminated safety glass in accordance with clause 5.3, BS6206 All new windows to be double glazed to clients approval with 16mm air gap and a "soft" low-E coating. Internal WC to be provided with mechanical ventilation giving a rate of 15 litres per second, ducted to external air with 15 minute overrun and worked off light switch. Provide 10mm air intake gap beneath WC room door.

126 Old Shoreham Road
Shoreham-by-Sea
West Sussex


**Mel Humphrey**
**MRICS MBEng**
39 Northease Drive
Hove East Sussex BN3 8PQ
Mobile: 07701 055182
RICS Email: mel_humphrey_uk@yahoo.co.uk


PLANNING DIVISION RECEIVED
DATE 15 JAN 2008
PLAN No. A06006/08

Drawing Title: alterations to existing garage to form a garden room.
Scale: 1:50
Date: Oct 07
Drawn by: mjh
Drg No.
Rev.