ADUR DISTRICT COUNCIL

Adur District Council

Town and Country Planning Act 1990

Office use
App AC/00/3107
Date Rc. 05 JAN 2001
Fee 135

Householder's planning application form

Use this form to apply for planning permission to extend or alter your house or flat, to build a garage or other structure on your property or to create access for a vehicle onto a classified road (please read note 9).

Please read the notes before you fill in this form.

1 Please give the address of the property to be altered or extended.

10 GRAFTON GARDENS
SOMPTING
BN15 9SP

2 Type of property (please tick)

Detached House	☐	Terraced House	☐	Other (please give details)	☒
Semi-detached House	☐	Flat	☐	SEMI-DETACHED EXTENSION	

3 Please describe the development you are applying for.

FRONT PORCH / EXTENSION

4 Applicant (in block capitals)

Full name :	MR. G. EMMERTON
Address (including postcode):	
	AS ABOVE
Phone Number:	
Home:	[redacted]
Work:	[redacted]
Extension:	—
Fax Number:	—

Agent (if any)

Full name :	
Address (including postcode):	
Phone Number:	
Home:	
Work:	
Extension:	
Fax Number:	

5 Please enclose four copies of this form and four sets of plans.
Please number

	Plan number	Scale
Location plan	06/22-01	1:1250
Block plan	— " —	1:500
Floor plan	— " —	1:50
Elevations	— " —	1:50
Other	EXISTING PHOTOGRAPHS	N/A.

6 Will the development involve cutting down any trees? Yes ☐ No ☒
If "Yes", please show these clearly on the block plan.

7 Will the development (including any new or altered access affect a public footpath or any other public right of way? Yes ☐ No ☒

8 Does this application require a fee? (See note 3) Yes ☒ No ☐

If "No", please tick the option that applies (See note 3) A ☐ B ☐ C ☐

If "Yes", please state the fee enclosed (See note 4) £135-00

Signature: [redacted] **Date:** 21/12/2006

Please print your name: M. E. EMMERSON

Certificate under Article 7 of the Town and Country Planning (General Development Procedure) Order 1995

If anyone else owns the land or part of it, you must fill in Certificate B, which you can get from the Planning Section. You must also tell the owner of the land about this application by serving a notice on them. If you own all of the land, you must fill in Certificate A below.

Certificate A

I confirm that:

- Nobody except the applicant was an owner of any part of the land involved at the beginning of the period of 21 days before the date of this application; and
- none of the land this application relates to is an agricultural holding or part of an agricultural holding.

Signature: [redacted] **Date:** 21/12/2006

Please print your name: M. E. EMMERSON

10 Grafton Gardens, Sompting
Proposed Front Porch / Extension
Existing Front Elevation





RICT COUNCIL
DIVISION
A0c1001367
DATE 05 JAN 2007
RECEIVED

10 Grafton Gardens, Sompting
Proposed Front Porch / Extension
Existing Front Elevation



DISTRICT COUNCIL
PLANNING DIVISION
Acc 0013167
DATE
RECEIVED

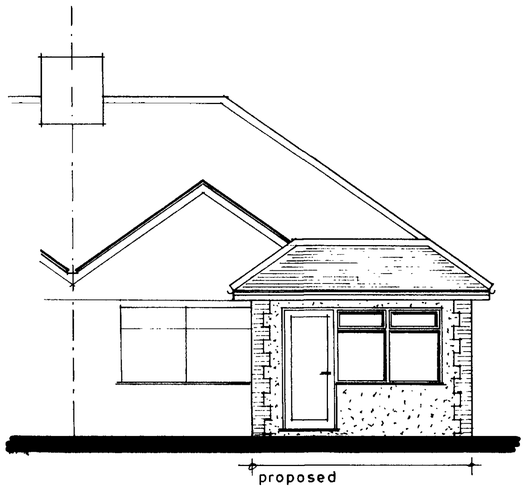

front elevation [west]

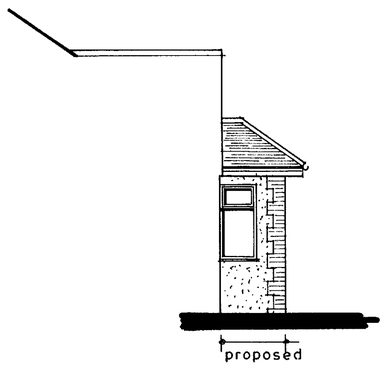

side elevation [north]

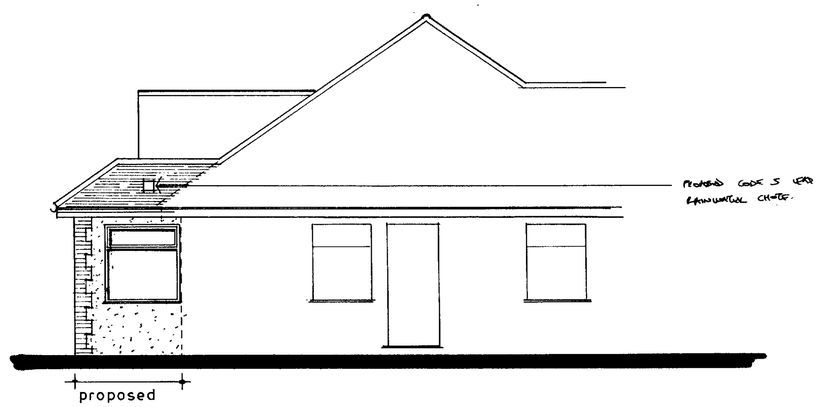

side elevation [south]

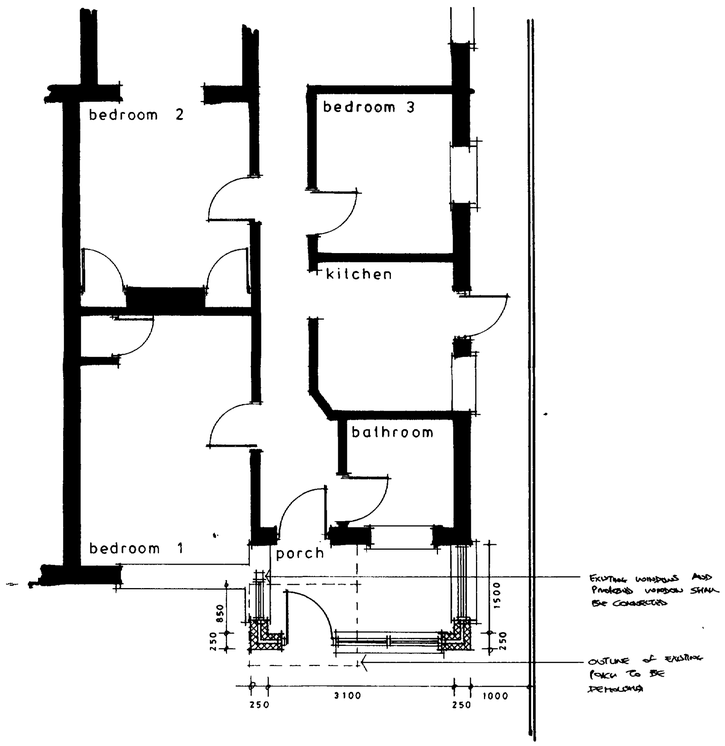



site plan



location plan

NOTES:

All dimensions must be checked on site. Only written dimensions shall be taken.

The Contractor shall take all necessary site dimensions prior to manufacturing components detailed on this drawing.

All materials and workmanship shall comply with current Building Regulations, relevant British Standards and manufacturers recommendations.

Schedule of Exterior Finishes

- **Walls**

  Roughcast render to match the existing as closely as possible with face brick quoins on each corner.

- **Mono-pitched roof**

  Red/brown plain tiles to match the existing colour/texture as closely as possible.

- **Windows, Doors and Rooflights**

  White PVCu frames with double-glazed units.

- **Fascia, Soffit and Rainwater Goods**

  Fascias and soffits shall be white PVCu boarding.

  Rainwater goods shall be black PVCu.

A		
	Date	Revisions

© copyright

Client
Mr G Emmerson

Job Title
10 Grafton Gardens
Sompting

Proposed front porch

DATE RECEIVED 05 JAN 2007

Drawing Title
Proposed floor plan, elevations, site and location plans

Scale 1:50 1 500 1 1250

Date Dec 2006 | Drawn by

Drg. No. 06/22-01 | Rev.

594 x 841mm A1