RIGHT OF LIGHT CONSULTING
Chartered Surveyors

Daylight and Sunlight Report

(Within Development)

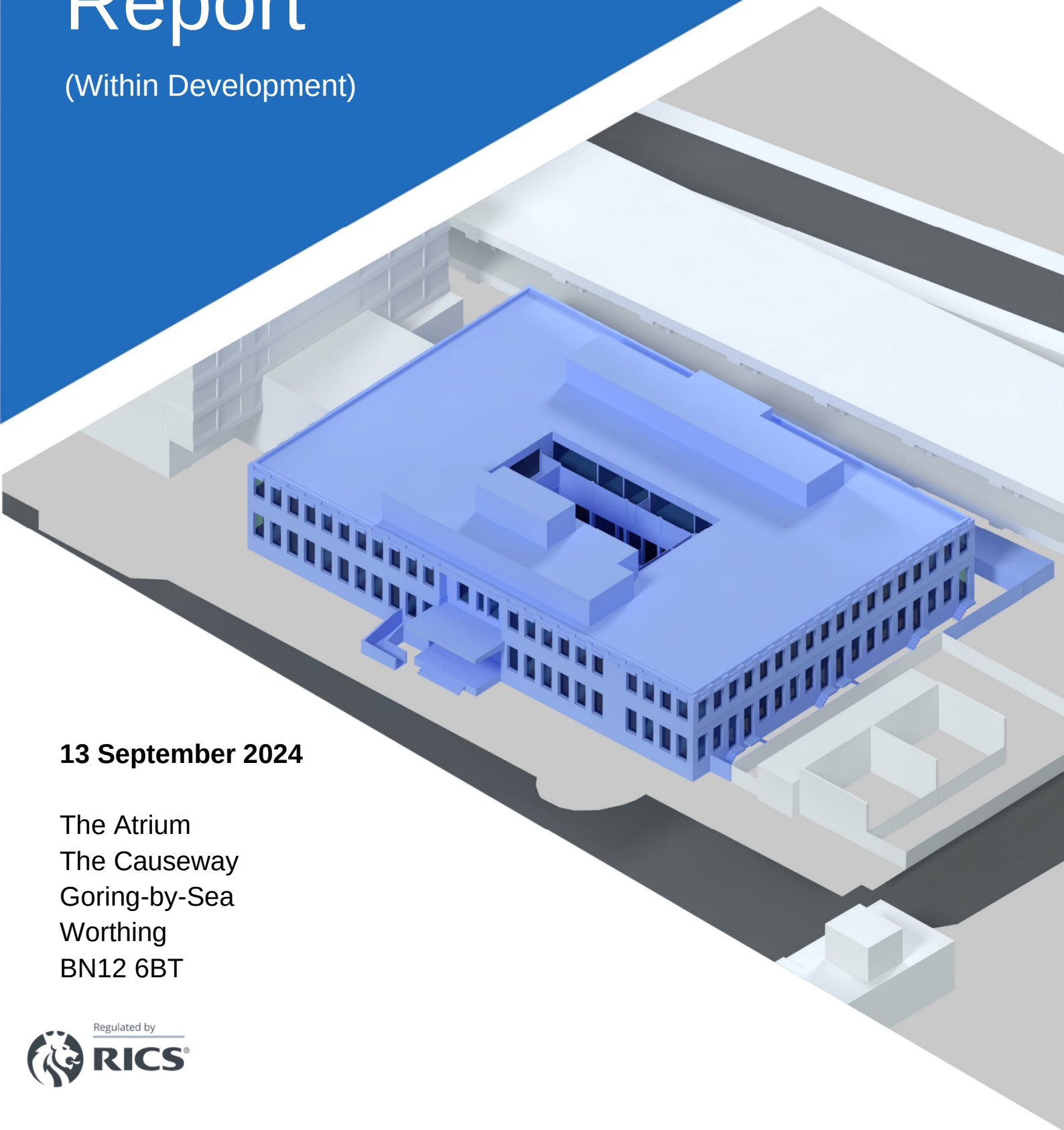

13 September 2024

The Atrium
The Causeway
Goring-by-Sea
Worthing
BN12 6BT

Regulated by RICS

Right of Light Consulting Ltd

Burley House
15-17 High Street
Rayleigh
Essex SS6 7EW

Tel: 0800 197 4836

www.right-of-light.co.uk

CONTENTS

1 EXECUTIVE SUMMARY 2
1.1 Overview 2
2 INFORMATION SOURCES 3
2.1 Documents Considered 3
3 METHODOLOGY OF THE ASSESSMENT 4
3.1 Local Planning Policy 4
3.2 National Planning Policy Framework 4
3.3 National Planning Practice Guidance 5
3.4 Interior Daylighting 5
3.5 Exposure to Sunlight 7
4 RESULTS OF THE ASSESSMENT 8
4.1 Windows Analysed 8
4.2 Interior Daylighting 8
4.3 Exposure to Sunlight 8
4.4 Conclusion 8
5 CLARIFICATIONS 10
5.1 General 10

APPENDICES

APPENDIX 1 WINDOW KEY
APPENDIX 2 DAYLIGHT PROVISION DATA & CONTOURS
APPENDIX 3 EXPOSURE TO SUNLIGHT DATA

1 EXECUTIVE SUMMARY

1.1 Overview

1.1.1 Right of Light Consulting has been commissioned by TCW Development Ltd to undertake a daylight and sunlight assessment in connection with the development at The Atrium, The Causeway, Goring-by-Sea, Worthing BN12 6BT. The aim of the assessment is to check whether the proposed accommodation will provide its future occupiers with adequate levels of natural light.

1.1.2 The assessment is based on the numerical tests laid down in the Building Research Establishment (BRE) guide 'Site Layout Planning for Daylight and Sunlight: a good practice guide, 3rd Edition' by P J Littlefair 2022.

1.1.3 Appendix 1 identifies the windows analysed in this assessment. Daylight provision data and contours for the habitable rooms are presented in Appendix 2. Exposure to sunlight data is provided in Appendix 3.

1.1.4 Right of Light Consulting confirms that the proposed design satisfies all of the requirements set out in the BRE guide 'Site Layout Planning for Daylight and Sunlight'. In our professional opinion, the proposed design will provide the development's future occupiers with adequate levels of natural light.

2 INFORMATION SOURCES

2.1 Documents Considered

2.1.1 This report is based on the following drawings:

Gbp Architects

2405/202	Proposed Ground Floor Plan	Rev A
2405/203	Proposed First Floor Plan	Rev A
2131/210	Proposed Front & Right Side Elevations	Rev -
2131/211	Proposed Rear & Left Elevations	Rev -
2131/212	Proposed Atrium Elevations	Rev -
2131/211	Proposed Sections	Rev -

3 METHODOLOGY OF THE ASSESSMENT

3.1 Local Planning Policy

3.1.1 We understand that the Local Authority takes the conventional approach of considering daylight and sunlight amenity with reference to the various numerical tests laid down in the Building Research Establishment (BRE) guide 'Site Layout Planning for Daylight and Sunlight: a guide to good practice, 3rd Edition' by P J Littlefair 2022. The BRE guide is based on European standard BS EN 17037 'Daylight in Buildings', 2019 (BS EN 17037).

3.1.2 The standards set out in the BRE guide are intended to be used flexibly. The BRE guide states:

3.1.3 "The guide is intended for building designers and their clients, consultants and planning officials. The advice given here is not mandatory and the guide should not be seen as an instrument of planning policy; its aim is to help rather than constrain the designer. Although it gives numerical guidelines, these should be interpreted flexibly, since natural lighting is only one of many factors in site layout design."

3.1.4 In reference to applying different numerical target values in different locations, the BRE guide states:

3.1.5 "These values are purely advisory and different targets may be used based on the special requirements of the proposed development or its location."

3.2 National Planning Policy Framework

3.2.1 The BRE numerical guidelines should be considered in the context of the National Planning Policy Framework (NPPF), which stipulates that local planning authorities should take a flexible approach to daylight and sunlight to ensure the efficient use of land. The NPPF states:

"Local planning authorities should refuse applications which they consider fail to make efficient use of land, taking into account the policies in this Framework. In this context, when considering applications for housing, authorities should take a flexible approach in applying policies or guidance relating to daylight and sunlight, where they would otherwise inhibit making efficient use of a site (as long as the resulting scheme would provide acceptable living standards)."

3.3 National Planning Practice Guidance

3.3.1 The BRE numerical guidelines should also be considered in the context of the National Planning Practice Guidance (NPPG). The NPPG states that developments should maintain acceptable living standards. It goes on to explain that what this means in practice is that appropriate levels of sunlight and daylight, will depend to some extent on the context for the development. This is consistent with the BRE guide which as noted in paragraphs 3.1.4 to 3.1.5 above, states that site location is a relevant factor when setting sunlight and daylight targets.

3.4 Interior Daylighting

3.4.1 The BRE guide recommends that interior daylighting is checked using the daylight provision test set out in BS EN 17037. The test measures both the amount of daylight, as well as the distribution of daylight within a room. The General Permitted Development (England) Order 2015 (GPDO 2015) states that adequate natural light is required in habitable rooms. The GPDO 2015 defines a habitable room as any rooms used or intended to be used for sleeping or living which are not solely used for cooking purposes, but does not include bath or toilet facilities, service rooms, corridors, laundry rooms, hallways or utility rooms.

3.4.2 The assessment is carried out using a grid of points on a horizontal reference plane in each room. In accordance with the BRE recommendations, we have set the reference plane at 850mm above the floor and have excluded assessment points from a 0.3m wide band around the perimeter of each room.

3.4.3 The UK National Annex to BS EN 17037 gives UK specific minimum illuminance recommendations which we have set as the targets for this project. The targets comprise of 100 lux in bedrooms, 150 lux in living rooms and 200 lux in kitchens to be exceeded over at least 50% of the reference plane.

3.4.4 Where a room has a shared use, the highest target should apply. However, the BRE guide explains that local authorities could use discretion here. The guide gives the example where the target for a living room could be used for a combined living/dining/kitchen area if the kitchens are not treated as habitable spaces, as it may avoid small separate kitchens in a design.

3.4.5 In the case of the proposed development, it has not been possible to achieve the 200 lux target for all living/dining/kitchen areas. One solution to this issue would have been to subdivide off the kitchens to make non-habitable non-daylit kitchens, which would not have a requirement for daylight. However, in our opinion this would result in a lower quality of accommodation. Therefore, we have instead applied a 150 lux target to the living/dining/kitchen areas as per the example given in the BRE guide. In our opinion, the 150 lux target is justified as it avoids separate small non-daylit kitchens and results in an overall better standard of accommodation.

3.4.6 The data in Appendix 2 includes the lux target we have assigned to each room, together with the percentage of the reference plane that meets the target. The median illuminance (lux) achieved for each room is also presented. Where the median illuminance exceeds the lux target, this means the lux target has been achieved over at least 50% of the assessment grid.

3.4.7 The daylight provision test may be carried out using either the daylight factor method, or the interior illuminance method. For the purpose of this assessment, we have adopted the daylight factor method. Using the conversion table set out in the BRE guide, we have expressed the results in terms of lux.

3.4.8 Since the assessment is based on a computer simulation, it is necessary to set various surface reflectance values. For example, a 0.6 reflectance means that 60% of the light hitting the surface will be reflected. The BRE guide states that it is necessary to make an allowance for the deterioration of surface finishes. Furniture within the rooms will also have an impact on daylight provision. Since the computer model used in the simulation does not include furniture, the BRE guide recommends that an allowance for this is also made within the reflectance values. For this reason, we have set out below, both the manufacturer's reflectance values, and the values used in the simulation. The simulation values include allowances for furniture and the deterioration of the surfaces. Should product substitutions be required, products with equal reflectance values should be chosen to ensure the daylight results presented in this report are achieved.

Surface	**Product**	**Product Reflectance**	**Simulation Reflectance**
Interior walls	Dulux Light & Space Absolute White	0.93	0.8
Ceilings	Dulux Light & Space Absolute White	0.93	0.8
Floors	Kahrs engineered wood (Ash Coral)	0.62	0.4
Development cladding	BRE default value	n/a	0.2

Balcony floors	Portland stone	0.6	0.5
Balcony soffits	Dulux Weathershield Brilliant White	0.92	0.6
Neighbouring buildings	BRE default value	n/a	0.2
Mirror	Generic value	n/a	0.95
Glass	Generic value	n/a	0.1
Exterior ground	BRE default value	n/a	0.2

3.4.9 The simulation is based on double-glazed windows with a glazed area that equates to 80% of the structural opening size. The glazing consists of a Pilkington 4mm Optifloat Clear outer pane and a Pilkington 6.4mm OptiLam K Glass S inner pane, which has an overall manufacturer's direct transmittance of 0.82. In accordance with the BRE guide, the simulation includes maintenance factors to allow for the effect of dirt on the glazing.

3.5 Exposure to Sunlight

3.5.1 The BRE guide states that the main requirement for sunlight is in living rooms, where it is valued at any time of day but especially in the afternoon. Sunlight is also required in conservatories. It is viewed as less important in bedrooms and in kitchens, where people prefer it in the morning rather than the afternoon.

3.5.2 The BRE guide states that, in general, a dwelling will appear reasonably sunlit provided:

- at least one main window wall faces within 90 degrees of due south, and
- a habitable room, preferably a main living room, can receive a total of at least 1.5 hours of sunlight on 21 March.

3.5.3 The guide states that, where groups of dwellings are planned, site layout design should aim to maximise the number of dwellings with a main living room that meets the above recommendations.

4 RESULTS OF THE ASSESSMENT

4.1 Windows Analysed

4.1.1 Appendix 1 identifies the windows serving habitable rooms analysed in this assessment.

4.2 Interior Daylighting

4.2.1 Daylight provision data and contours for the habitable rooms are presented in Appendix 2.

4.2.2 All habitable rooms meet or surpass the BRE minimum illuminance recommendations.

4.3 Exposure to Sunlight

4.3.1 Exposure to sunlight data is provided in Appendix 3.

4.3.2 In the case of the proposed development, 32 of the 48 units have a living room window which faces within 90 degrees of due south. 37 units have a living room which receives a total of at least 1.5 hours of sunlight on 21 March.

4.3.3 The BRE guide acknowledges that in some cases, it may not be possible for every dwelling to achieve ideal levels of sunlight. The guide explains that where groups of dwellings are planned, site layout design should aim to maximise the number of dwellings with a main living room that:

- faces within 90 degrees of due south, and
- can receive a total of at least 1.5 hours of sunlight on 21 March.

4.3.4 In our opinion, the proposed development represents good site layout design. Since the design maximises sunlight availability, as far as practically possible given the constraints of the site, the BRE exposure to sunlight recommendations for groups of dwellings have been met.

4.4 Conclusion

4.4.1 Right of Light Consulting confirms that the proposed design satisfies all of the requirements set out in the BRE guide ‘Site Layout Planning for Daylight and Sunlight’.

In our professional opinion, the proposed design will provide the development's future occupiers with adequate levels of natural light.

5 CLARIFICATIONS

5.1 General

5.1.1 The report provided is solely for the use of the client and no liability to anyone else is accepted.

5.1.2 The assessment is limited to assessing daylight and sunlight of the proposed development as set out in section 2.1 and 3.1 of the BRE guide.

5.1.3 The assessment is based on the information listed in section 2 of this report. The assessment has been undertaken without access to the proposed development site or neighbouring properties.

5.1.4 This assessment does not calculate the effects of trees and hedges on daylight, sunlight and overshadowing to gardens. The BRE guide states that trees should sometimes be taken into account. e.g. where there is concern that future occupants of the dwelling may want the trees to be cut down if they block too much skylight or sunlight. We are not aware of any such circumstances, in this instance.

5.1.5 We have undertaken the survey following the guidelines of the RICS publication “Surveying Safely”. Where limited access is available, assumptions will have been made.

5.1.6 This report is based upon and subject to the scope of work set out in Right of Light Consulting’s quotation and standard terms and conditions.

APPENDICES

APPENDIX 1

WINDOW KEY

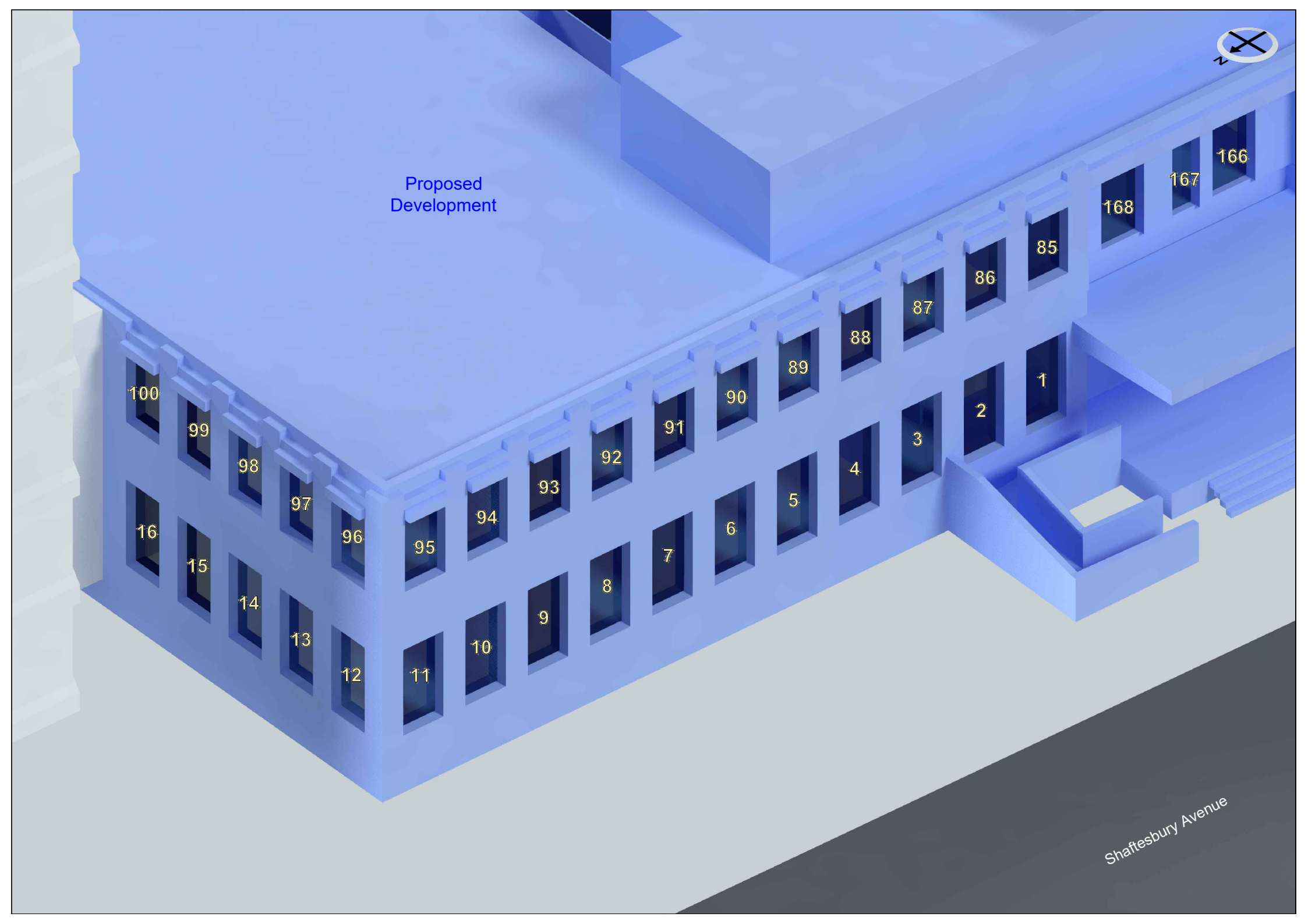
Proposed
Development
100
99
98
97
96
95
94
93
92
91
90
89
88
87
86
85
168
167
166
16
15
14
13
12
11
10
9
8
7
6
5
4
3
2
1
Shaftesbury Avenue


Proposed
Development
101
102
112
17
18
28
29


Proposed
Development
119
118
117
116
115
114
113
111
110
109
108
107
106
105
104
103
36
35
34
33
32
31
30
27
26
25
24
23
22
21
20
19


Proposed
Development
120
121
122
126
127
37
38
39
40
44
45


Proposed
Development
143
142
141
140
139
138
137
136
135
134
133
132
131
130
129
128
125
124
123
61
60
59
58
57
56
55
54
53
52
51
50
49
48
47
46
43
42
41


Proposed
Development
144
148
149
62
66
67
68
N

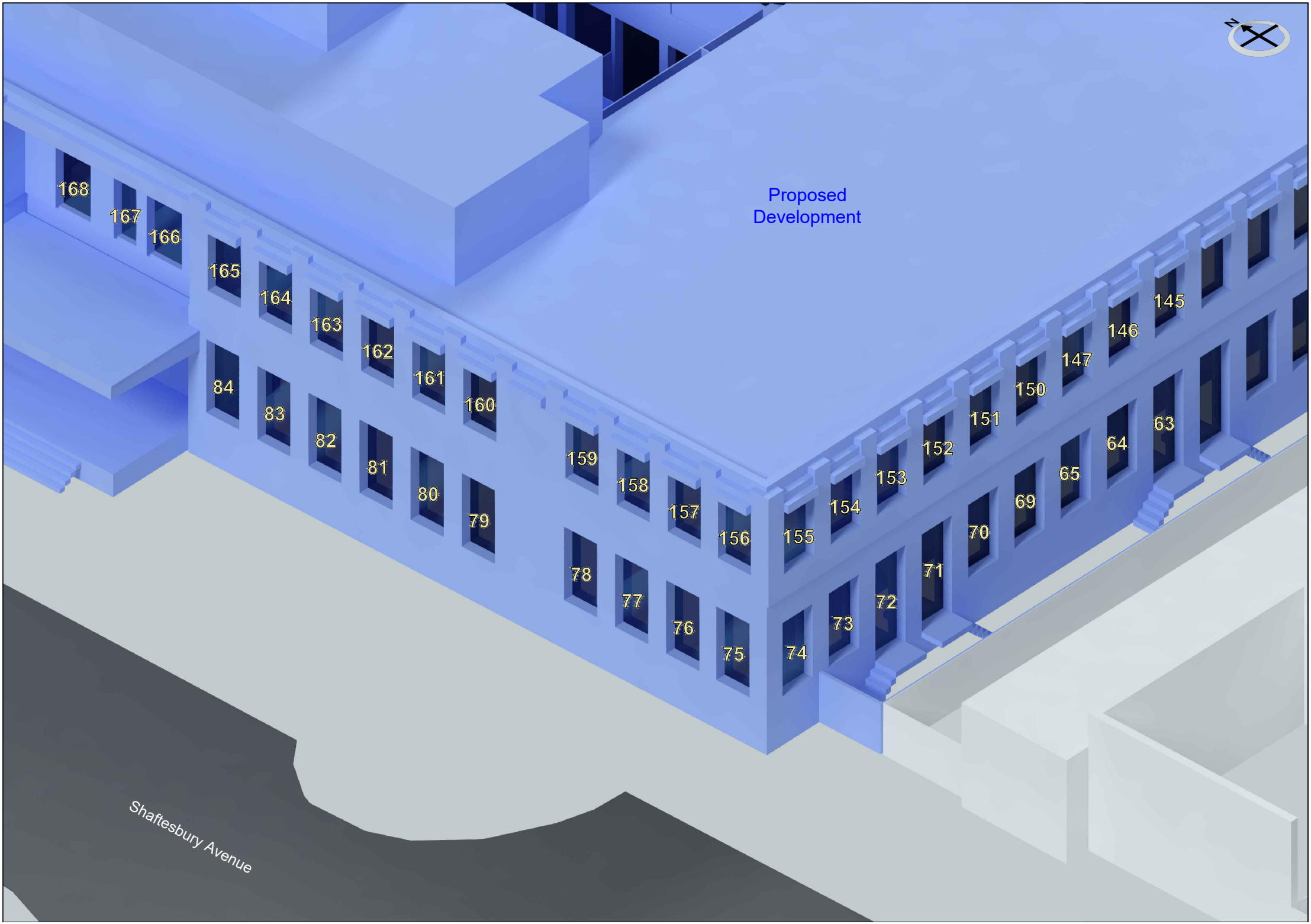
Proposed
Development
168
167
166
165
164
163
162
161
160
159
158
157
156
155
154
153
152
151
150
147
146
145
84
83
82
81
80
79
78
77
76
75
74
73
72
71
70
69
65
64
63
Shaftesbury Avenue

APPENDIX 2

DAYLIGHT PROVISION DATA & CONTOURS

Appendix 2 - Daylight Provision

The Atrium, The Causeway, Goring-by-Sea, Worthing BN12 6BT

Reference	Room Use	Target Illuminance (Lux)	Target % of Reference Plane	% of Reference Plane Achieved	Target % Achieved	Median Illuminance (Lux)
The Atrium (Flat 1)						
Ground Floor						
Windows 1 to 3	Studio	150	50%	100%	Yes	476
The Atrium (Flat 2)						
Ground Floor						
Windows 4 to 6	Studio	150	50%	100%	Yes	584
The Atrium (Flat 3)						
Ground Floor						
Windows 7 & 8	Living/Dining/Kitchen	150	50%	97%	Yes	487
Window 9	Bedroom	100	50%	100%	Yes	270
The Atrium (Flat 4)						
Ground Floor						
Windows 10 to 14	Living/Dining/Kitchen	150	50%	100%	Yes	750
Window 15	Bedroom	100	50%	100%	Yes	300
Window 16	Bedroom	100	50%	97%	Yes	199
The Atrium (Flat 5)						
Ground Floor						
Window 17	Bedroom	100	50%	100%	Yes	203
Window 18	Living/Dining/Kitchen	150	50%	70%	Yes	267
The Atrium (Flat 6)						
Ground Floor						
Windows 19 & 20	Bedroom	100	50%	100%	Yes	415
Windows 21 to 25	Living/Dining/Kitchen	150	50%	95%	Yes	573
The Atrium (Flat 7)						
Ground Floor						
Windows 26 & 27	Studio	150	50%	62%	Yes	207
The Atrium (Flat 8)						
Ground Floor						
Windows 28 & 29	Studio	150	50%	57%	Yes	178
The Atrium (Flat 9)						
Ground Floor						
Window 30	Bedroom	100	50%	60%	Yes	123
Windows 31 & 32	Living/Dining/Kitchen	150	50%	59%	Yes	227

Appendix 2 - Daylight Provision

The Atrium, The Causeway, Goring-by-Sea, Worthing BN12 6BT

Reference	Room Use	Target Illuminance (Lux)	Target % of Reference Plane	% of Reference Plane Achieved	Target % Achieved	Median Illuminance (Lux)
The Atrium (Flat 10)						
Ground Floor						
Windows 33 & 34	Bedroom	100	50%	100%	Yes	510
Windows 35 & 36	Living/Dining/Kitchen	150	50%	58%	Yes	198
The Atrium (Flat 11)						
Ground Floor						
Window 37	Living/Dining/Kitchen	150	50%	100%	Yes	284
Window 38	Bedroom	100	50%	100%	Yes	453
Windows 39 & 40	Bedroom	100	50%	100%	Yes	287
The Atrium (Flat 12)						
Ground Floor						
Windows 41 & 42	Living/Dining/Kitchen	150	50%	58%	Yes	224
Window 43	Bedroom	100	50%	66%	Yes	137
The Atrium (Flat 12a)						
Ground Floor						
Windows 44 & 45	Studio	150	50%	97%	Yes	340
The Atrium (Flat 14)						
Ground Floor						
Windows 46 & 47	Living/Dining/Kitchen	150	50%	56%	Yes	192
Window 48	Bedroom	100	50%	59%	Yes	120
The Atrium (Flat 15)						
Ground Floor						
Windows 49 & 50	Bedroom	100	50%	100%	Yes	658
Windows 51 to 55	Living/Dining/Kitchen	150	50%	100%	Yes	750
The Atrium (Flat 16)						
Ground Floor						
Windows 56 & 57	Living/Dining/Kitchen	150	50%	100%	Yes	450
Window 58	Bedroom	100	50%	100%	Yes	181
The Atrium (Flat 17)						
Ground Floor						
Window 59	Bedroom	100	50%	100%	Yes	179
Windows 60 & 61	Living/Dining/Kitchen	150	50%	100%	Yes	429
The Atrium (Flat 18)						
Ground Floor						
Window 62	Studio	150	50%	87%	Yes	305

Appendix 2 - Daylight Provision

The Atrium, The Causeway, Goring-by-Sea, Worthing BN12 6BT

Reference	Room Use	Target Illuminance (Lux)	Target % of Reference Plane	% of Reference Plane Achieved	Target % Achieved	Median Illuminance (Lux)
The Atrium (Flat 19)						
Ground Floor						
Windows 63 & 64	Living/Dining/Kitchen	150	50%	98%	Yes	411
Window 65	Bedroom	100	50%	100%	Yes	163
The Atrium (Flat 20)						
Ground Floor						
Window 66	Living/Dining/Kitchen	150	50%	92%	Yes	236
Windows 67 & 68	Bedroom	100	50%	100%	Yes	313
The Atrium (Flat 21)						
Ground Floor						
Window 69	Bedroom	100	50%	100%	Yes	201
Windows 70 & 71	Living/Dining/Kitchen	150	50%	90%	Yes	422
The Atrium (Flat 22)						
Ground Floor						
Windows 72 to 76	Living/Dining/Kitchen	150	50%	100%	Yes	750
Windows 77 & 78	Bedroom	100	50%	100%	Yes	750
The Atrium (Flat 23)						
Ground Floor						
Window 79	Bedroom	100	50%	100%	Yes	272
Windows 80 & 81	Living/Dining/Kitchen	150	50%	100%	Yes	493
The Atrium (Flat 24)						
Ground Floor						
Windows 82 to 84	Studio	150	50%	100%	Yes	636
The Atrium (Flat 25)						
First Floor						
Windows 85 to 87	Studio	150	50%	100%	Yes	432
The Atrium (Flat 26)						
First Floor						
Windows 88 to 90	Studio	150	50%	100%	Yes	473
The Atrium (Flat 27)						
First Floor						
Windows 91 & 92	Living/Dining/Kitchen	150	50%	80%	Yes	351
Window 93	Bedroom	100	50%	100%	Yes	250

Appendix 2 - Daylight Provision

The Atrium, The Causeway, Goring-by-Sea, Worthing BN12 6BT

Reference	Room Use	Target Illuminance (Lux)	Target % of Reference Plane	% of Reference Plane Achieved	Target % Achieved	Median Illuminance (Lux)
The Atrium (Flat 28)						
First Floor						
Windows 94 to 98	Living/Dining/Kitchen	150	50%	100%	Yes	750
Window 99	Bedroom	100	50%	100%	Yes	335
Window 100	Bedroom	100	50%	100%	Yes	263
The Atrium (Flat 29)						
First Floor						
Windows 101 & 102	Studio	150	50%	100%	Yes	500
The Atrium (Flat 30)						
First Floor						
Windows 103 & 104	Bedroom	100	50%	100%	Yes	528
Windows 105 to 109	Living/Dining/Kitchen	150	50%	98%	Yes	745
The Atrium (Flat 31)						
First Floor						
Windows 110 & 111	Studio	150	50%	57%	Yes	266
The Atrium (Flat 32)						
First Floor						
Window 112	Studio	150	50%	76%	Yes	388
The Atrium (Flat 33)						
First Floor						
Window 113	Bedroom	100	50%	98%	Yes	202
Windows 114 & 115	Living/Dining/Kitchen	150	50%	100%	Yes	562
The Atrium (Flat 34)						
First Floor						
Windows 116 & 117	Bedroom	100	50%	100%	Yes	745
Windows 118 & 119	Living/Dining/Kitchen	150	50%	94%	Yes	302
The Atrium (Flat 35)						
First Floor						
Window 120	Living/Dining/Kitchen	150	50%	100%	Yes	673
Window 121	Bedroom	100	50%	100%	Yes	750
Window 122	Bedroom	100	50%	100%	Yes	750
The Atrium (Flat 36)						
First Floor						
Windows 123 & 124	Living/Dining/Kitchen	150	50%	100%	Yes	428
Window 125	Bedroom	100	50%	67%	Yes	114

Appendix 2 - Daylight Provision

The Atrium, The Causeway, Goring-by-Sea, Worthing BN12 6BT

Reference	Room Use	Target Illuminance (Lux)	Target % of Reference Plane	% of Reference Plane Achieved	Target % Achieved	Median Illuminance (Lux)
The Atrium (Flat 37)						
First Floor						
Windows 126 & 127	Studio	150	50%	100%	Yes	750
The Atrium (Flat 38)						
First Floor						
Windows 128 & 129	Living/Dining/Kitchen	150	50%	73%	Yes	300
Window 130	Bedroom	100	50%	78%	Yes	140
The Atrium (Flat 39)						
First Floor						
Windows 131 & 132	Bedroom	100	50%	100%	Yes	750
Windows 133 to 137	Living/Dining/Kitchen	150	50%	100%	Yes	750
The Atrium (Flat 40)						
First Floor						
Windows 138 & 139	Living/Dining/Kitchen	150	50%	85%	Yes	362
Window 140	Bedroom	100	50%	100%	Yes	159
The Atrium (Flat 41)						
First Floor						
Window 141	Bedroom	100	50%	100%	Yes	153
Windows 142 & 143	Living/Dining/Kitchen	150	50%	82%	Yes	357
The Atrium (Flat 42)						
First Floor						
Window 144	Studio	150	50%	89%	Yes	347
The Atrium (Flat 43)						
First Floor						
Windows 145 & 146	Living/Dining/Kitchen	150	50%	83%	Yes	344
Window 147	Bedroom	100	50%	100%	Yes	148
The Atrium (Flat 44)						
First Floor						
Windows 148 & 149	Studio	150	50%	100%	Yes	637
The Atrium (Flat 45)						
First Floor						
Window 150	Bedroom	100	50%	100%	Yes	149
Windows 151 & 152	Living/Dining/Kitchen	150	50%	80%	Yes	364

Appendix 2 - Daylight Provision

The Atrium, The Causeway, Goring-by-Sea, Worthing BN12 6BT

Reference	Room Use	Target Illuminance (Lux)	Target % of Reference Plane	% of Reference Plane Achieved	Target % Achieved	Median Illuminance (Lux)
The Atrium (Flat 46)						
First Floor						
Windows 153 to 157	Living/Dining/Kitchen	150	50%	100%	Yes	750
Windows 158 & 159	Bedroom	100	50%	100%	Yes	750
The Atrium (Flat 47)						
First Floor						
Window 160	Bedroom	100	50%	100%	Yes	210
Windows 161 & 162	Living/Dining/Kitchen	150	50%	90%	Yes	416
The Atrium (Flat 48)						
First Floor						
Windows 163 to 165	Living/Dining/Kitchen	150	50%	100%	Yes	681
Windows 166 & 167	Bedroom	100	50%	100%	Yes	750
Window 168	Bedroom	100	50%	100%	Yes	400

Proposed Ground Floor

Daylight Provision Contours

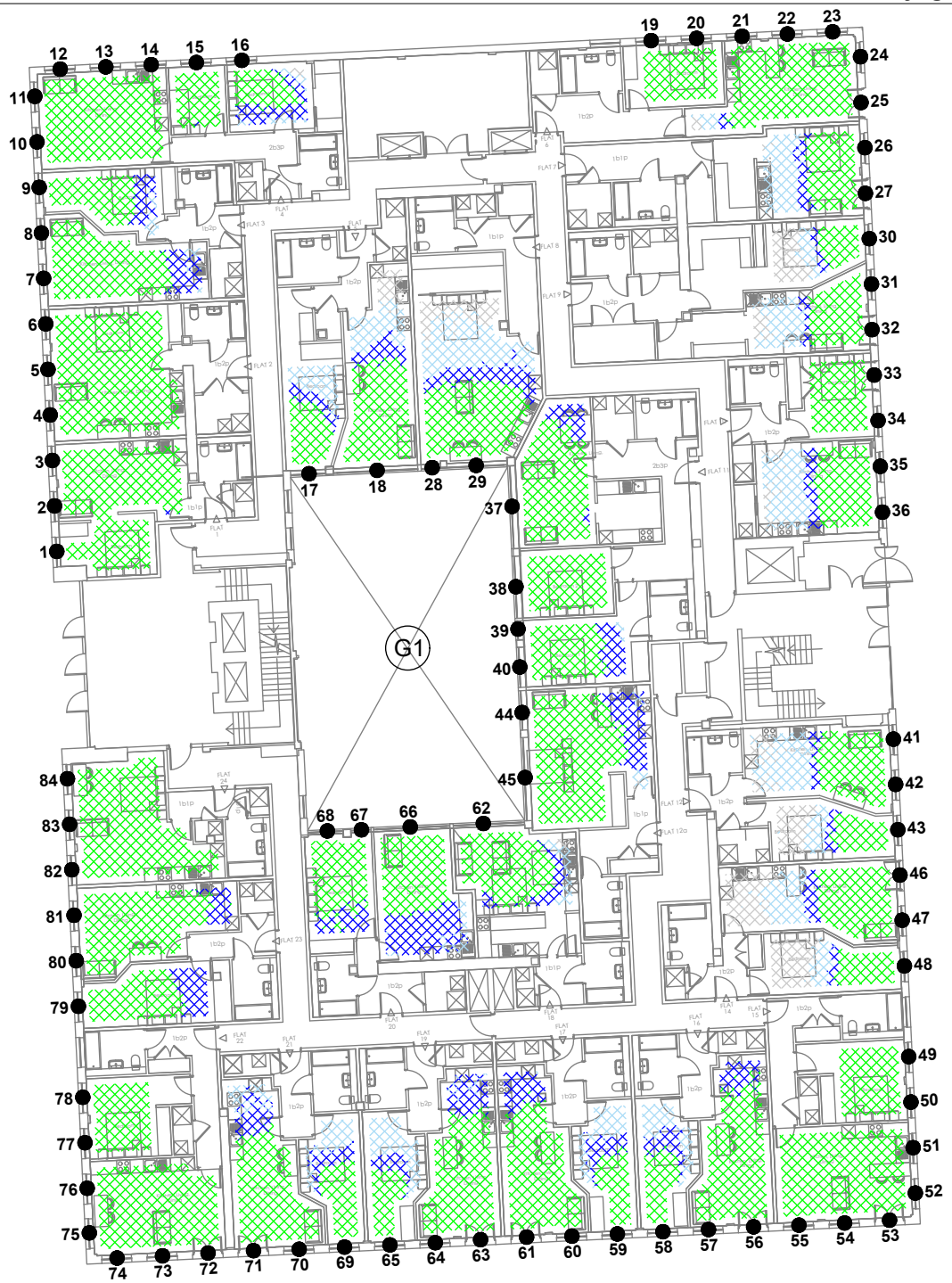

Key:

- 200 lux and above
- 150 lux to 199 lux
- 100 lux to 149 lux
- Below 100 lux
- Window reference
- G1 — Gardens and Amenity Areas

Drawing Title: Daylight Provision Contours

Scale: Do not scale

Drawing No: 1 of 2 | Rev. -

Rev	Date	Details of revision

RIGHT OF LIGHT CONSULTING
Chartered Surveyors

Right of Light Consulting
Burley House
15 - 17 High Street
Rayleigh
Essex
SS6 7EW
TEL 0800 197 4836
E-MAIL enquiries@right-of-light.co.uk
WEBSITE www.right-of-light.co.uk

Proposed First Floor

Daylight Provision Contours

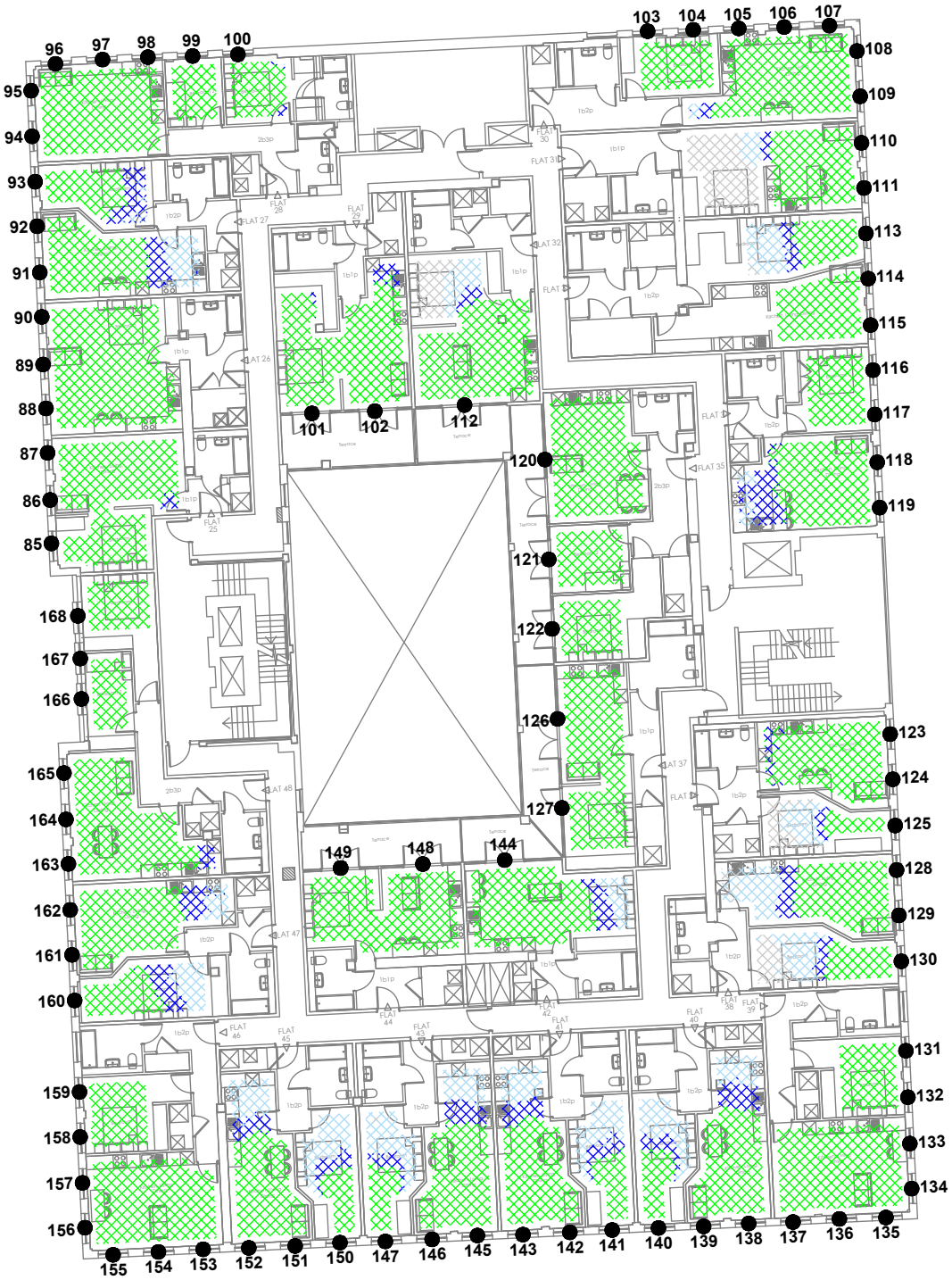

Key:

- 200 lux and above
- 150 lux to 199 lux
- 100 lux to 149 lux
- Below 100 lux
- Window reference

Drawing Title: Daylight Provision Contours

Scale: Do not scale

Drawing No: 2 of 2 | Rev. -

Rev	Date	Details of revision

RIGHT OF LIGHT CONSULTING
Chartered Surveyors

Right of Light Consulting
Burley House
15 - 17 High Street
Rayleigh
Essex
SS6 7EW
TEL 0800 197 4836
E-MAIL enquiries@right-of-light.co.uk
WEBSITE www.right-of-light.co.uk

APPENDIX 3

EXPOSURE TO SUNLIGHT DATA

Appendix 3 - Sunlight Exposure

The Atrium, The Causeway, Goring-by-Sea, Worthing BN12 6BT

Reference	Room Use	Target Sunlight Exposure	Sunlight Exposure Achieved	At least one room meets Sunlight Exposure Target
The Atrium (Flat 1)				
Ground Floor				
Windows 1 to 3	Studio	1.5 hours	3.4 hours	Yes
The Atrium (Flat 2)				
Ground Floor				
Windows 4 to 6	Studio	1.5 hours	3.4 hours	Yes
The Atrium (Flat 3)				
Ground Floor				
Windows 7 & 8	Living/Dining/Kitchen	1.5 hours	3.3 hours	Yes
Window 9	Bedroom	1.5 hours	3.3 hours	
The Atrium (Flat 4)				
Ground Floor				
Windows 10 to 14	Living/Dining/Kitchen	1.5 hours	3.3 hours	Yes
Window 15	Bedroom	1.5 hours	0 hours	
Window 16	Bedroom	1.5 hours	0 hours	
The Atrium (Flat 5)				
Ground Floor				
Window 17	Bedroom	1.5 hours	3.1 hours	Yes
Window 18	Living/Dining/Kitchen	1.5 hours	3.3 hours	
The Atrium (Flat 6)				
Ground Floor				
Windows 19 & 20	Bedroom	1.5 hours	0 hours	No
Windows 21 to 25	Living/Dining/Kitchen	1.5 hours	0.5 hours	
The Atrium (Flat 7)				
Ground Floor				
Windows 26 & 27	Studio	1.5 hours	0.6 hours	No
The Atrium (Flat 8)				
Ground Floor				
Windows 28 & 29	Studio	1.5 hours	3.4 hours	Yes
The Atrium (Flat 9)				
Ground Floor				
Window 30	Bedroom	1.5 hours	0.6 hours	No
Windows 31 & 32	Living/Dining/Kitchen	1.5 hours	0.7 hours	

Appendix 3 - Sunlight Exposure

The Atrium, The Causeway, Goring-by-Sea, Worthing BN12 6BT

Reference	Room Use	Target Sunlight Exposure	Sunlight Exposure Achieved	At least one room meets Sunlight Exposure Target
The Atrium (Flat 10)				
Ground Floor				
Windows 33 & 34	Bedroom	1.5 hours	0.7 hours	No
Windows 35 & 36	Living/Dining/Kitchen	1.5 hours	0.8 hours	
The Atrium (Flat 11)				
Ground Floor				
Window 37	Living/Dining/Kitchen	1.5 hours	1.7 hours	Yes
Window 38	Bedroom	1.5 hours	1.4 hours	
Windows 39 & 40	Bedroom	1.5 hours	0.1 hours	
The Atrium (Flat 12)				
Ground Floor				
Windows 41 & 42	Living/Dining/Kitchen	1.5 hours	1 hours	No
Window 43	Bedroom	1.5 hours	1 hours	
The Atrium (Flat 12a)				
Ground Floor				
Windows 44 & 45	Studio	1.5 hours	0 hours	No
The Atrium (Flat 14)				
Ground Floor				
Windows 46 & 47	Living/Dining/Kitchen	1.5 hours	1.1 hours	No
Window 48	Bedroom	1.5 hours	1.1 hours	
The Atrium (Flat 15)				
Ground Floor				
Windows 49 & 50	Bedroom	1.5 hours	1.2 hours	Yes
Windows 51 to 55	Living/Dining/Kitchen	1.5 hours	7.1 hours	
The Atrium (Flat 16)				
Ground Floor				
Windows 56 & 57	Living/Dining/Kitchen	1.5 hours	7.5 hours	Yes
Window 58	Bedroom	1.5 hours	7.3 hours	
The Atrium (Flat 17)				
Ground Floor				
Window 59	Bedroom	1.5 hours	7.3 hours	Yes
Windows 60 & 61	Living/Dining/Kitchen	1.5 hours	7.5 hours	

Appendix 3 - Sunlight Exposure

The Atrium, The Causeway, Goring-by-Sea, Worthing BN12 6BT

Reference	Room Use	Target Sunlight Exposure	Sunlight Exposure Achieved	At least one room meets Sunlight Exposure Target
The Atrium (Flat 18)				
Ground Floor				
Window 62	Studio	1.5 hours	0 hours	No
The Atrium (Flat 19)				
Ground Floor				
Windows 63 & 64	Living/Dining/Kitchen	1.5 hours	7.3 hours	Yes
Window 65	Bedroom	1.5 hours	7.1 hours	
The Atrium (Flat 20)				
Ground Floor				
Window 66	Living/Dining/Kitchen	1.5 hours	0 hours	No
Windows 67 & 68	Bedroom	1.5 hours	0 hours	
The Atrium (Flat 21)				
Ground Floor				
Window 69	Bedroom	1.5 hours	7.3 hours	Yes
Windows 70 & 71	Living/Dining/Kitchen	1.5 hours	7.4 hours	
The Atrium (Flat 22)				
Ground Floor				
Windows 72 to 76	Living/Dining/Kitchen	1.5 hours	8.6 hours	Yes
Windows 77 & 78	Bedroom	1.5 hours	3.3 hours	
The Atrium (Flat 23)				
Ground Floor				
Window 79	Bedroom	1.5 hours	3.3 hours	Yes
Windows 80 & 81	Living/Dining/Kitchen	1.5 hours	3.3 hours	
The Atrium (Flat 24)				
Ground Floor				
Windows 82 to 84	Studio	1.5 hours	3.3 hours	Yes
The Atrium (Flat 25)				
First Floor				
Windows 85 to 87	Studio	1.5 hours	3.4 hours	Yes
The Atrium (Flat 26)				
First Floor				
Windows 88 to 90	Studio	1.5 hours	3.4 hours	Yes

Appendix 3 - Sunlight Exposure

The Atrium, The Causeway, Goring-by-Sea, Worthing BN12 6BT

Reference	Room Use	Target Sunlight Exposure	Sunlight Exposure Achieved	At least one room meets Sunlight Exposure Target
The Atrium (Flat 27)				
First Floor				
Windows 91 & 92	Living/Dining/Kitchen	1.5 hours	3.4 hours	Yes
Window 93	Bedroom	1.5 hours	3.4 hours	
The Atrium (Flat 28)				
First Floor				
Windows 94 to 98	Living/Dining/Kitchen	1.5 hours	3.4 hours	Yes
Window 99	Bedroom	1.5 hours	0 hours	
Window 100	Bedroom	1.5 hours	0 hours	
The Atrium (Flat 29)				
First Floor				
Windows 101 & 102	Studio	1.5 hours	5.8 hours	Yes
The Atrium (Flat 30)				
First Floor				
Windows 103 & 104	Bedroom	1.5 hours	0 hours	Yes
Windows 105 to 109	Living/Dining/Kitchen	1.5 hours	2.7 hours	
The Atrium (Flat 31)				
First Floor				
Windows 110 & 111	Studio	1.5 hours	2.8 hours	Yes
The Atrium (Flat 32)				
First Floor				
Window 112	Studio	1.5 hours	5.3 hours	Yes
The Atrium (Flat 33)				
First Floor				
Window 113	Bedroom	1.5 hours	2.8 hours	Yes
Windows 114 & 115	Living/Dining/Kitchen	1.5 hours	2.8 hours	
The Atrium (Flat 34)				
First Floor				
Windows 116 & 117	Bedroom	1.5 hours	2.8 hours	Yes
Windows 118 & 119	Living/Dining/Kitchen	1.5 hours	2.9 hours	
The Atrium (Flat 35)				
First Floor				
Window 120	Living/Dining/Kitchen	1.5 hours	2.9 hours	Yes
Window 121	Bedroom	1.5 hours	3.3 hours	

Appendix 3 - Sunlight Exposure

The Atrium, The Causeway, Goring-by-Sea, Worthing BN12 6BT

Reference	Room Use	Target Sunlight Exposure	Sunlight Exposure Achieved	At least one room meets Sunlight Exposure Target
Window 122	Bedroom	1.5 hours	3.5 hours	
The Atrium (Flat 36)				
First Floor				
Windows 123 & 124	Living/Dining/Kitchen	1.5 hours	3 hours	Yes
Window 125	Bedroom	1.5 hours	3 hours	
The Atrium (Flat 37)				
First Floor				
Windows 126 & 127	Studio	1.5 hours	3.5 hours	Yes
The Atrium (Flat 38)				
First Floor				
Windows 128 & 129	Living/Dining/Kitchen	1.5 hours	3.1 hours	Yes
Window 130	Bedroom	1.5 hours	3.1 hours	
The Atrium (Flat 39)				
First Floor				
Windows 131 & 132	Bedroom	1.5 hours	3.2 hours	Yes
Windows 133 to 137	Living/Dining/Kitchen	1.5 hours	8.3 hours	
The Atrium (Flat 40)				
First Floor				
Windows 138 & 139	Living/Dining/Kitchen	1.5 hours	7.8 hours	Yes
Window 140	Bedroom	1.5 hours	7.8 hours	
The Atrium (Flat 41)				
First Floor				
Window 141	Bedroom	1.5 hours	7.5 hours	Yes
Windows 142 & 143	Living/Dining/Kitchen	1.5 hours	7.5 hours	
The Atrium (Flat 42)				
First Floor				
Window 144	Studio	1.5 hours	0 hours	No
The Atrium (Flat 43)				
First Floor				
Windows 145 & 146	Living/Dining/Kitchen	1.5 hours	7.5 hours	Yes
Window 147	Bedroom	1.5 hours	7.5 hours	
The Atrium (Flat 44)				
First Floor				
Windows 148 & 149	Studio	1.5 hours	0 hours	No

Appendix 3 - Sunlight Exposure

The Atrium, The Causeway, Goring-by-Sea, Worthing BN12 6BT

Reference	Room Use	Target Sunlight Exposure	Sunlight Exposure Achieved	At least one room meets Sunlight Exposure Target
The Atrium (Flat 45)				
First Floor				
Window 150	Bedroom	1.5 hours	7.5 hours	Yes
Windows 151 & 152	Living/Dining/Kitchen	1.5 hours	7.5 hours	
The Atrium (Flat 46)				
First Floor				
Windows 153 to 157	Living/Dining/Kitchen	1.5 hours	8.7 hours	Yes
Windows 158 & 159	Bedroom	1.5 hours	3.4 hours	
The Atrium (Flat 47)				
First Floor				
Window 160	Bedroom	1.5 hours	3.4 hours	Yes
Windows 161 & 162	Living/Dining/Kitchen	1.5 hours	3.4 hours	
The Atrium (Flat 48)				
First Floor				
Windows 163 to 165	Living/Dining/Kitchen	1.5 hours	3.3 hours	Yes
Windows 166 & 167	Bedroom	1.5 hours	2.9 hours	
Window 168	Bedroom	1.5 hours	3.3 hours	