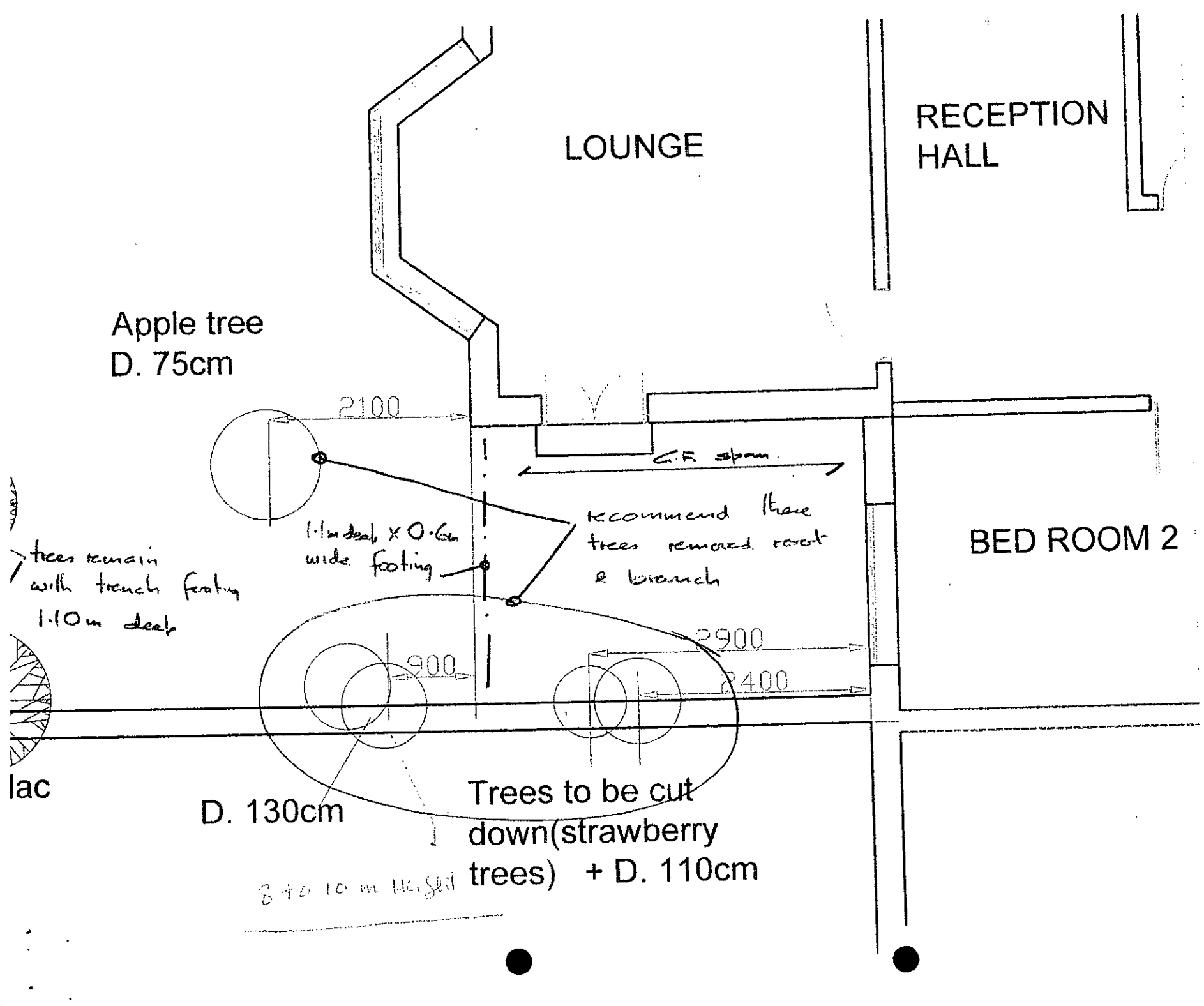
LOUNGE
RECEPTION HALL
Apple tree
D. 75cm
2100
C.R. span.
recommend these trees removed roots & branch
1·1m deep × 0·6m wide footing
trees remain with trench footing 1·10m deep
BED ROOM 2
900
2900
2400
lac
D. 130cm
Trees to be cut down(strawberry trees) + D. 110cm
8 to 10 m high

T.P. OFFICE COPY




## PROPOSAL WEST ELEVATION




## EXISTING WEST ELEVATION

BOROUGH OF WORTHING
DEPOSITED 30/10/07
TRACK No
WB/ 07 / 1348 Jun

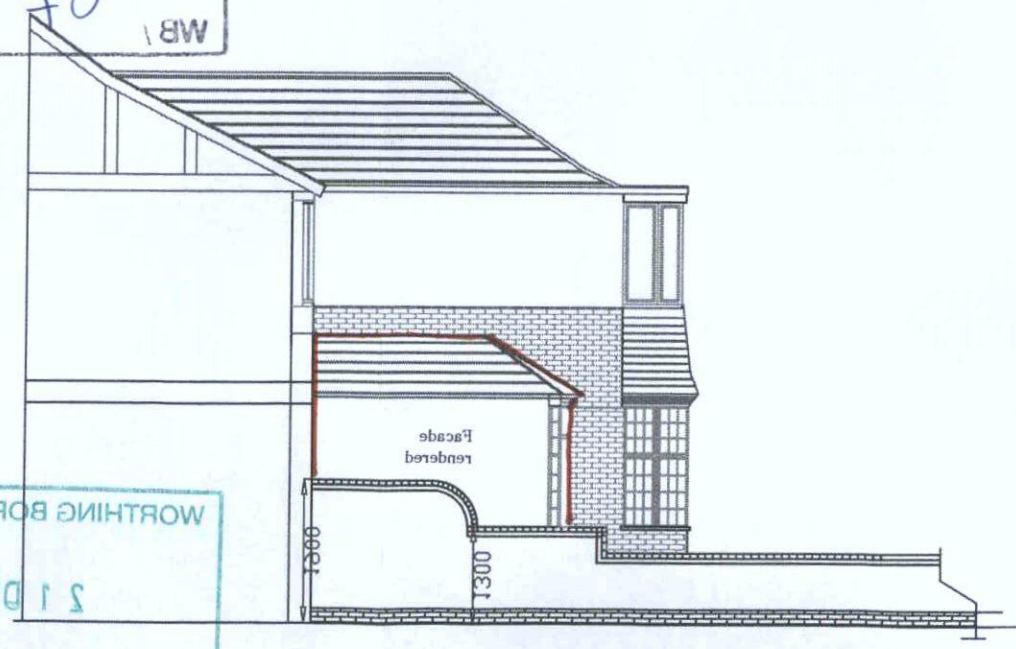


## PROPOSAL SOUTH ELEVATION

WORTHING BOROUGH COUNCIL
21 DEC 2007
CONSENT GRANTED
SUBJECT TO CONDITIONS

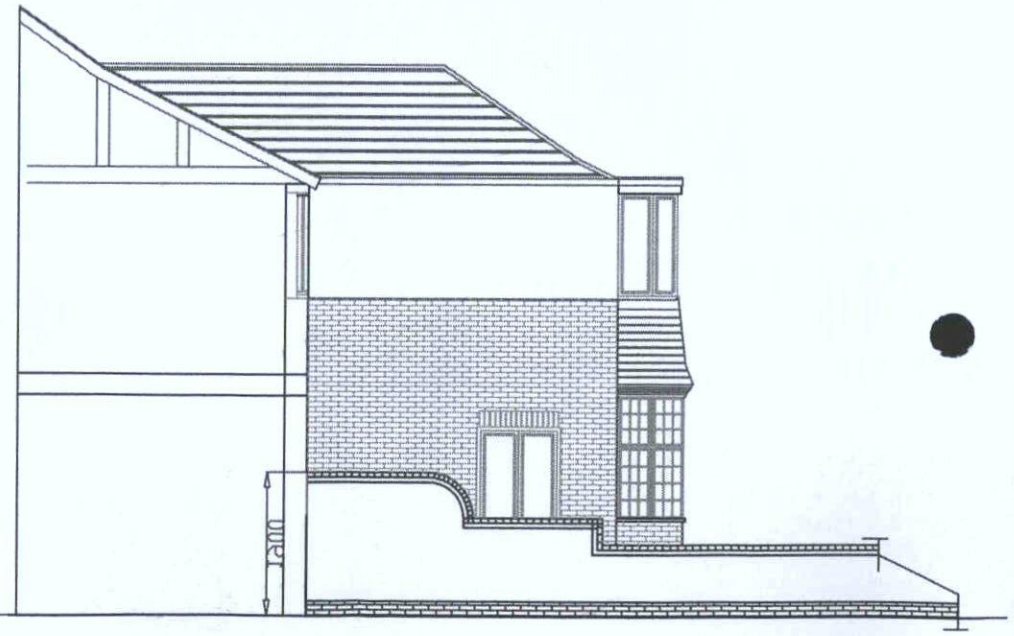


## EXISTING SOUTH ELEVATION

( View From 130 Broomfield Avenue)

| | |
|---|---|
| MRS F. AFSHARI KORD | Project: single storey extension &alterations |
| LOCATION: 113 LAVINGTON ROAD, WORTHING,WEST SUSSEX , BN14 7SH | Date :03/08/06 Rev : 1- 12/ 09/06 2- 29/10/07 |
| | Scale : 1/100 Drawing no : 5 |

**Notes:** This drawing should not be scaled.All dimensions to be checked on site before work is put in hand.
Only the ground floor plans can be scaled for planning purpose.

| | |
|---|---|
| MRS F. AFSHARI KORD | Project: single storey extension & alterations |
| LOCATION: 113 FAVINGTON ROAD, WORTHING, WEST SUSSEX, BN14 7SH | Date: 03/08/06 Rev: 1- 12/09/06 2- 29/10/07 |
| | Scale: 1/100 Drawing no: 6 |

**Notes:** This drawing should not be scaled. All dimensions to be checked on site before work is put in hand.
Only the ground floor plans can be scaled for planning purpose.

SUBJECT TO CONDITIONS
CONSENT GRANTED
21 DEC 2007
WORTHING BOROUGH COUNCIL

## EXISTING NORTH ELEVATION

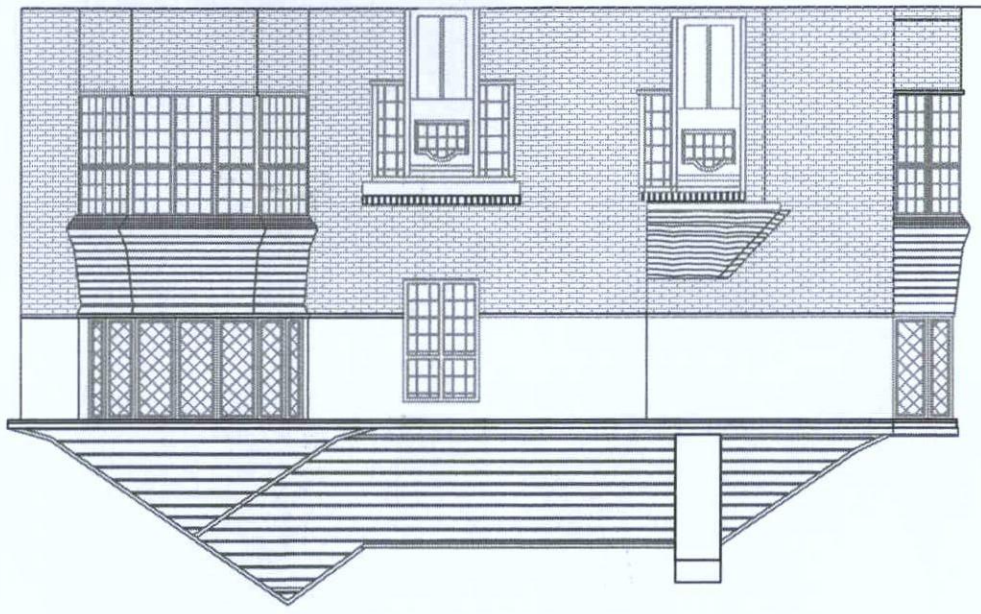

## PROPOSAL NORTH ELEVATION

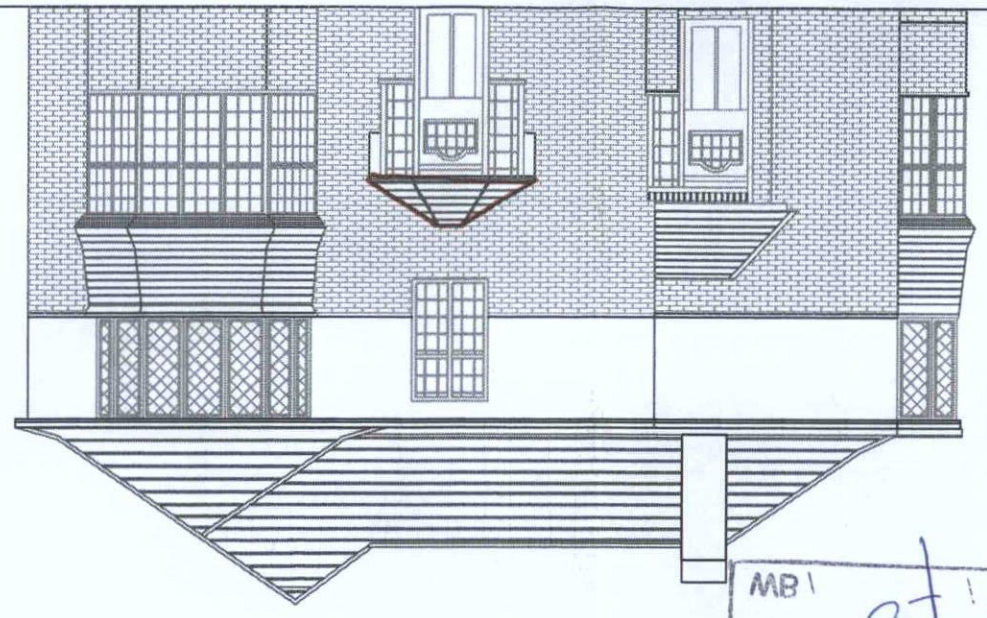

MB
DEPOSITED 30/10/07
BOROUGH OF WORTHING

## EXISTING EAST ELEVATION

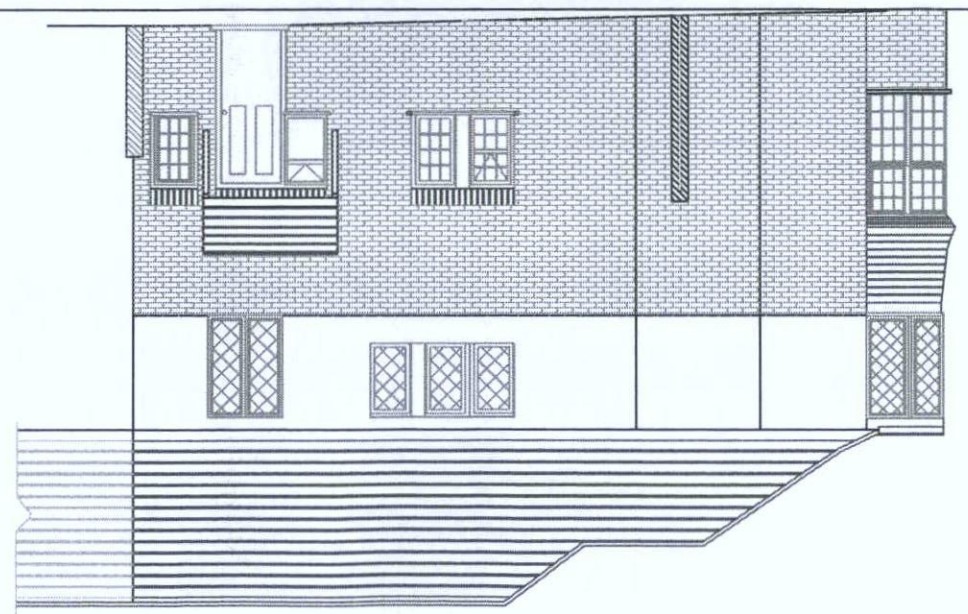

## PROPOSAL EAST ELEVATION

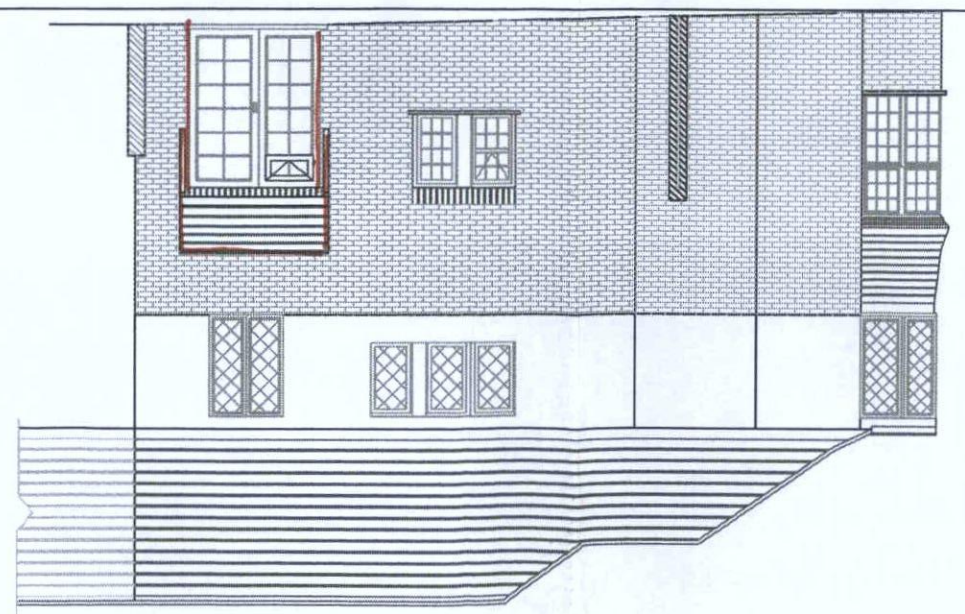

T.P. OFFICE COPY

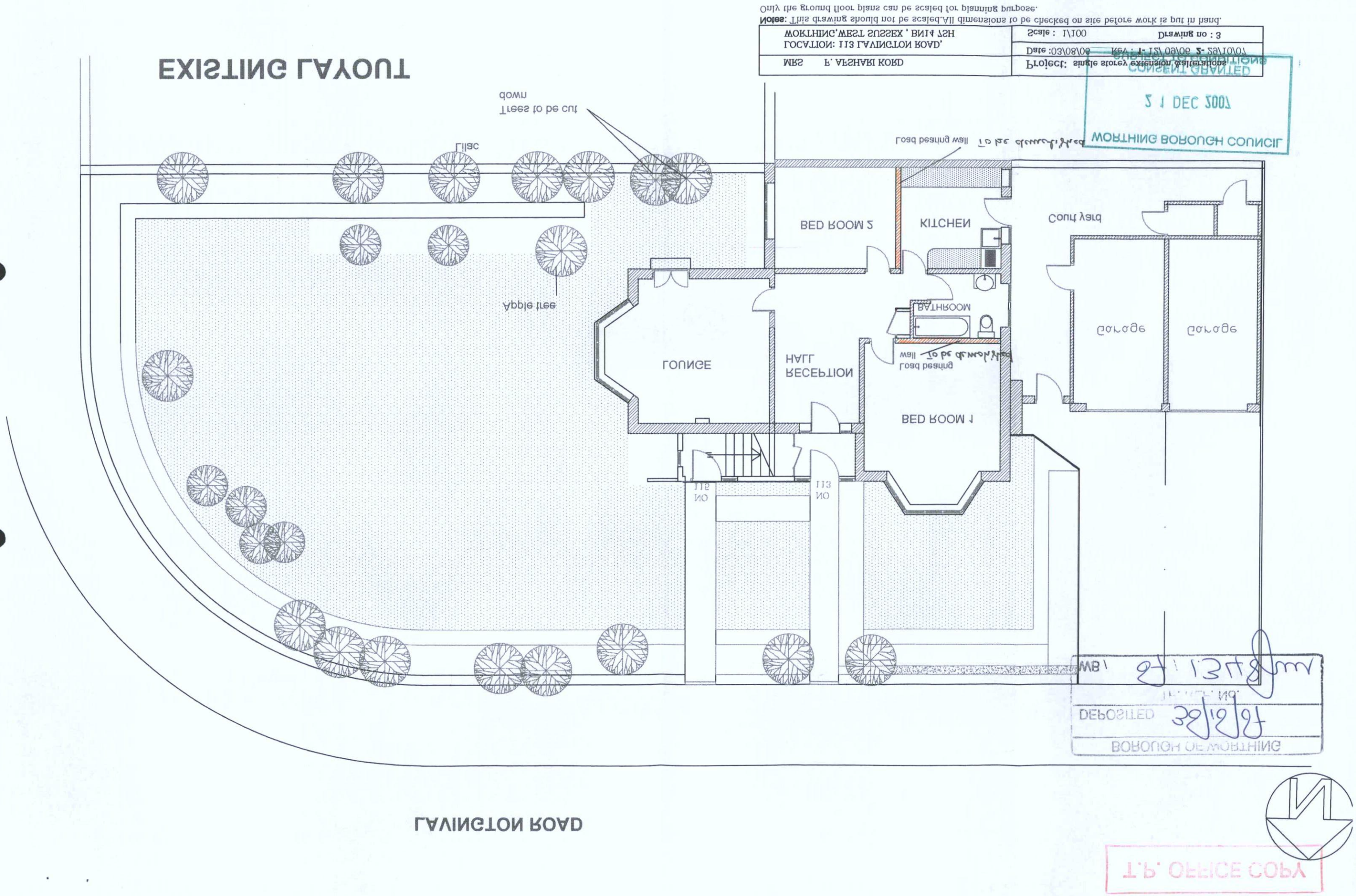
EXISTING LAYOUT
Trees to be cut down
Lilac
Apple tree
Load bearing wall
To be demolished
BED ROOM 2
KITCHEN
Court yard
BATHROOM
Garage
Garage
LOUNGE
HALL RECEPTION
Load bearing wall
To be demolished
BED ROOM 1
113 NO
113 NO
LAVINGTON ROAD
Project: single storey extension & alterations
Date :03/08/06 Rev : 1- 12/09/06 2- 29/10/07
Scale : 1/100
Drawing no : 3
MRS F. AFSHARI KORD
WORTHING, WEST SUSSEX , BN14 7SH
LOCATION: 113 LAVINGTON ROAD,
Notes: This drawing should not be scaled. All dimensions to be checked on site before work is put in hand.
Only the ground floor plans can be scaled for planning purpose.
CONSENT GRANTED
21 DEC 2007
WORTHING BOROUGH COUNCIL
DEPOSITED
BOROUGH OF WORTHING
T.P. OFFICE COPY

# PROPOSAL LAYOUT

| | |
|---|---|
| MRS F. AFSHARI KORD | Project: single storey extension & alterations |
| LOCATION: 113 LAVINGTON ROAD, WORTHING, WEST SUSSEX, BN14 7SH | Date: 03/08/06 Rev: 1- 12/09/06 2- 29/10/07 |
| | Scale: 1/100 Drawing no: 4 |

Notes: This drawing should not be scaled. All dimensions to be checked on site before work is put in hand.
Only the ground floor plans can be scaled for planning purpose.

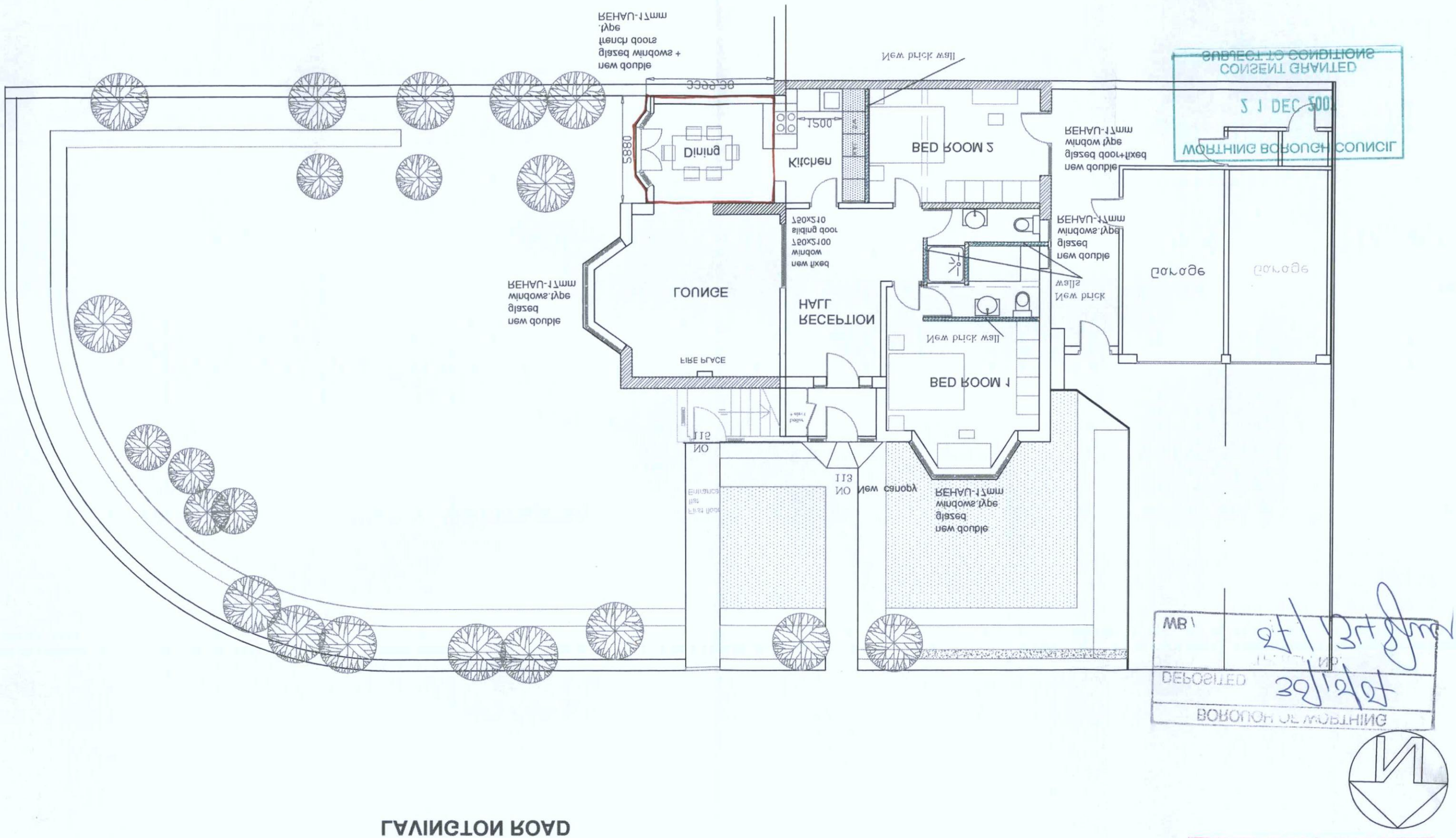


LAVINGTON ROAD


SUBJECT TO CONDITIONS
CONSENT GRANTED
21 DEC 2007
WORTHING BOROUGH COUNCIL

MB 27/13/07
DEPOSITED 30/12/07
BOROUGH OF WORTHING

T.P. OFFICE COPY

7

T.P. OFFICE COPY

BOROUGH OF WORTHING
DEPOSITED 30/10/07
TP REF. No.
WB / 07/1348 Jun

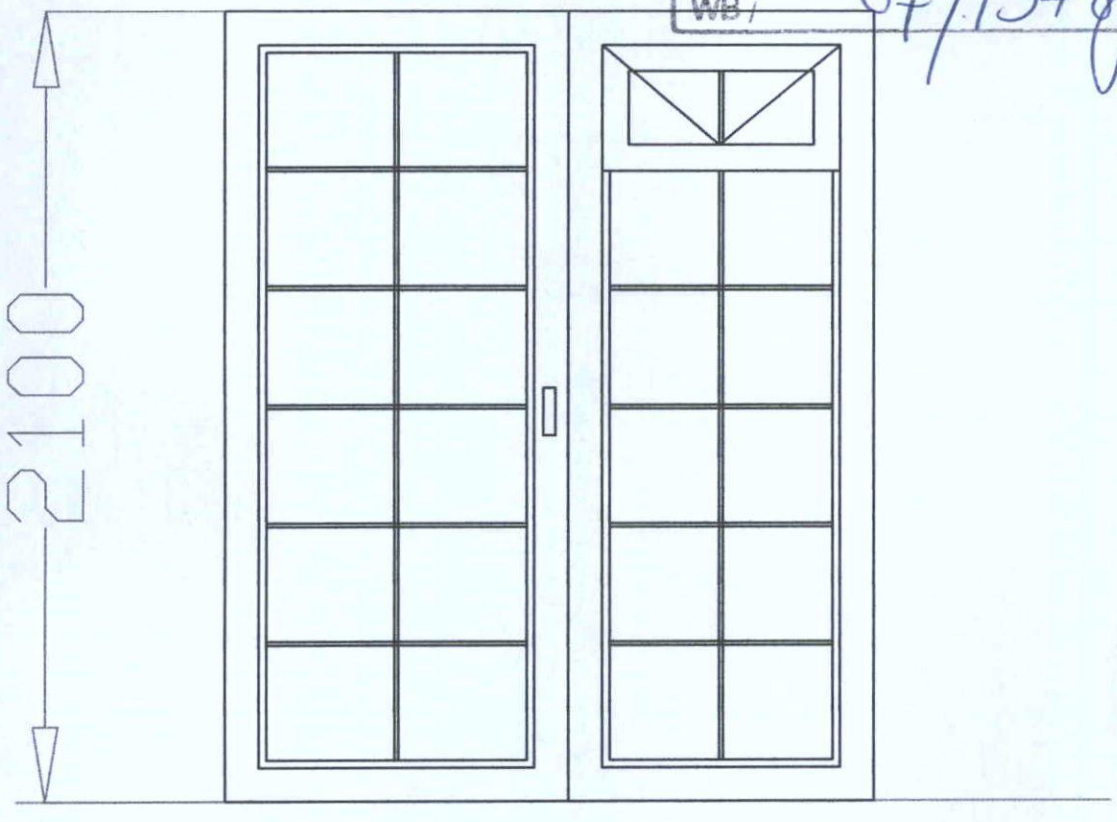


**DOUBLE GLAZED DOOR AND FIXED WINDOW WITH MULTI-POINT LOCKING SECURITY SYSTEM.**

**SCALE 1 / 20**

# PROPOSAL SOUTH ELEVATION

1:50

# PROPOSAL LAYOUT

1/100

New wood fence

New fruit trees

Lilac

Lilac

Apple tree

Apple tree

**CONSTRUCTION NOTES :**

-All materials and components must be suitable for their intended purpose and location and must be manufactured and installed in accordance with all relevent current british standards and codes of practice,NHBC requirements and manufacturer's specification.

-Refer strictly to details supplied by the structural engineer.

-All dimensions to be checked on site before work starts.

-Existing foundations to be exposed to ascertain stability.

-Foundations,0.60mm wide x 1.10mm deep concrete ternch fill,minimum depth below ground 1.10 M or deeper to suit soil conditions,trees as agreed by local authority.

-Dpc to be 150mm above ground level.

-Two plastic downpipes both sides of the extension.

-Soakaway at 5m from the extension,100mm pipe.

-For below ground drainage,100mm plastic pipe to be lead to 1/100 fall on a 10cm gravel bedding.

-The new walls to be bonded to the existing by stainless steel wall profiles(Furfix).

-30mmx5mm mild steel lateral restraaint straps to be fixed at eaves level at 2 metre centres.

-Oversite subfloor level not to be below the external ground level

-Minimum ventilated air space under floor joists 150mm.

-Ground floor extension,suspended floor-220x50 floor joists+22mm tangue groove ,70mm celotex insulation board .Existing soil to be treated with weed killer cavity wall vents to be provided at maximum 2M centres to ventilate floor void.

-Ttiled roofs,tiles to match existing on battens treated for rot .12.5mm plasterboared and plaster finish,250mm thick fiber glass insulation.

-New internal partitionsto be 50x100mm timber stud partitions lined both sides with 12.5mm plasterboared and plaster skim,timber partitionsto be filled with rockwall mat fiber

-New plumbing to comply with BS EN 12056 sink,shower and bath waste to be 50mm dia.basin wastes to be 40mm dia.Wastes to be anti vac deep seal traps,waste pipes and WC to be connected to svp fitted with air admittance valve or new svp, pipe taken and connected to existing foul drainage.

-The glazing for th french doors and windows adjacent to doors must comply with BS6206 :1981 ;to be toughened glass.

- For ventilation,a mechanical extract cookerhood at not less than 30 litres per second to be connected to the existing chimeny.

-All electrical work to comply with the requierements of part P (electrical Safety) must be designed, instaled, inspected and tested by a person competent to do so, an appropriate BS7671 electrical installation certificate to be provided for the work carried out.

-Smoke alarm/detectors to be provided where indicated,connected to main electric to comply with BS5446:part 1. Interlnked main heat detector to be provided in kitchen.

| | |
|---|---|
| MRS F. AFSHARI KORD | Project: single storey extension &alterations |
| LOCATION: 113 LAVINGTON ROAD, WORTHING,WEST SUSSEX , BN14 7SH | Date:18/04/08 Rev:**1-** 12/ 09/06 **2-** 29/10/07 **3-**18/04/08 Scale : 1/50 Drawing no : 5 |

**Notes:** This drawing should not be scaled.All dimensions to be checked on site before work is put in hand. Only the ground floor plans can be scaled for planning purpose.

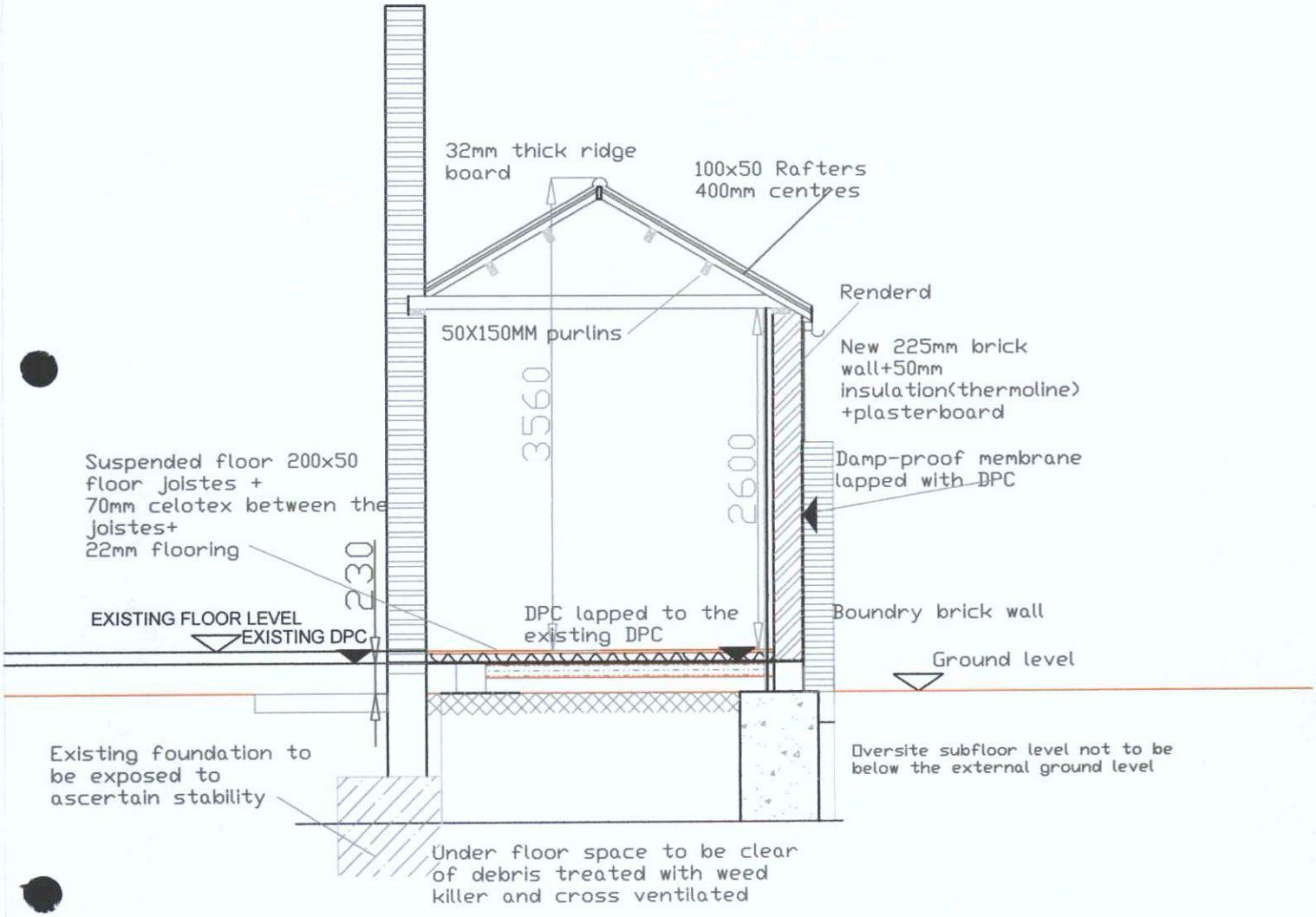


# SECTION A-A`

ESCALE 1/50

T.P. OFFICE COPY

Location Plan 1

OFFICE COPY
ISSUED BY THE TUNBRIDGE WELLS

BOROUGH OF WORTHING
DEPOSITED 30/10/87
TP. REF. No. 07/1348 Jun
WB

| H.M. LAND REGISTRY | | TITLE NUMBER WSX18383 | |
|---|---|---|---|
| ORDNANCE SURVEY PLAN REFERENCE | TQ 1304 | SECTION L | Scale 1/1250 |
| COUNTY WEST SUSSEX | DISTRICT WORTHING | | © Crown copyright 1976 |




NOTE :-
THE LAND [illegible] HEREON IS

CERTIFICATE COPY OF FILED PLAN
H.M. LAND REGISTRY
Dec 1977

Worthing

T.P. OFFICE COPY 2

BOROUGH OF WORTHING
DEPOSITED 30/10/07
TP. REF. No.
WB/ 07/1348/TPO




113 Lavington Road

Scale 1/500
Date 2/8/2006

Produced using... Where in Worthing

Details: Centre = 513477 E 104547 N
User
Contact

N W E S

Copyright: This map is reproduced from Ordnance Survey material with the permission of Ordnance Survey on behalf of the Controller of Her Majesty's Stationery Office © Crown copyright. Unauthorised reproduction infringes Crown copyright and may lead to prosecutionor civil proceedings. Licence Number: 100024321, 2006.