The contractor is responsible for setting out and must check all levels and dimensions prior to work being put in hand.

This drawing may be scaled for planning purposes only. For construction purposes only written dimensions are to be taken in respect of this project.

Rev Date Comment

Schedule Of Proposed Materials:-

Roof - Flat roof to proposed rear Extension & Home Studio to replace Garage.

Walls - Rendered masonry walls to match existing.

Doors & Windows - White finish.

Rainwater Goods - Finished black.

Key:-

- Indicates existing walls.
- Indicates new / infill masonry walls.
- Indicates line of walls to be removed.
- Indicates line of structure over.
- Indicates line of structure under.



Proposed Location Plan 1:1250

0 5 10 20 30 40 50
Metres 1:1250 Scale Bar

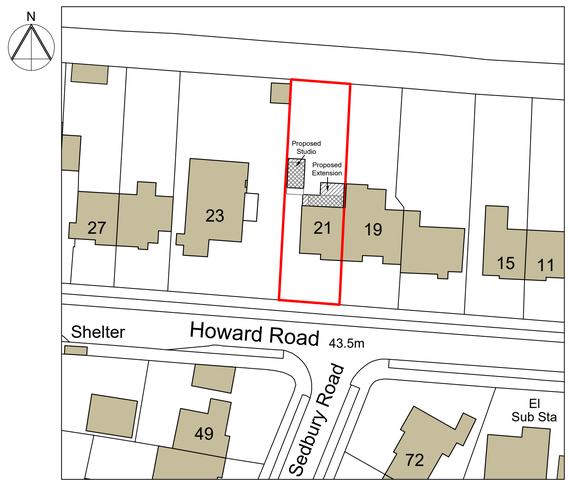

Proposed Block Plan 1:500

0 1 2 3 4 5 10 15 20 25
Metres 1:500 Scale Bar

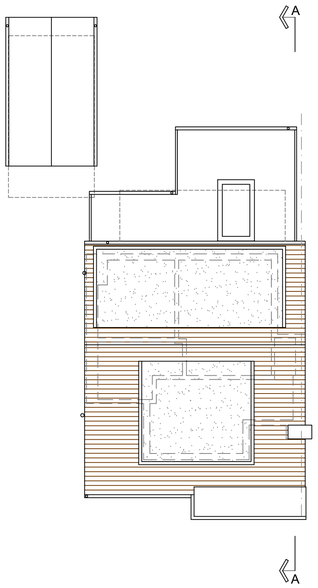

Proposed Roof Plan 1:100

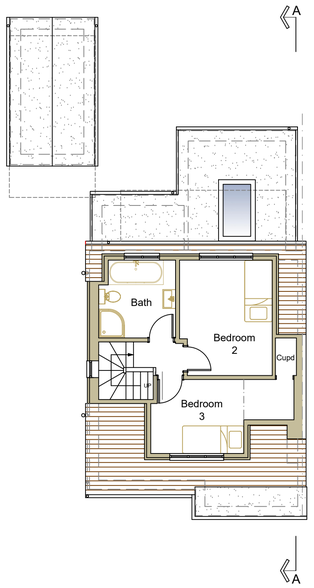

Proposed First Floor Plan 1:100

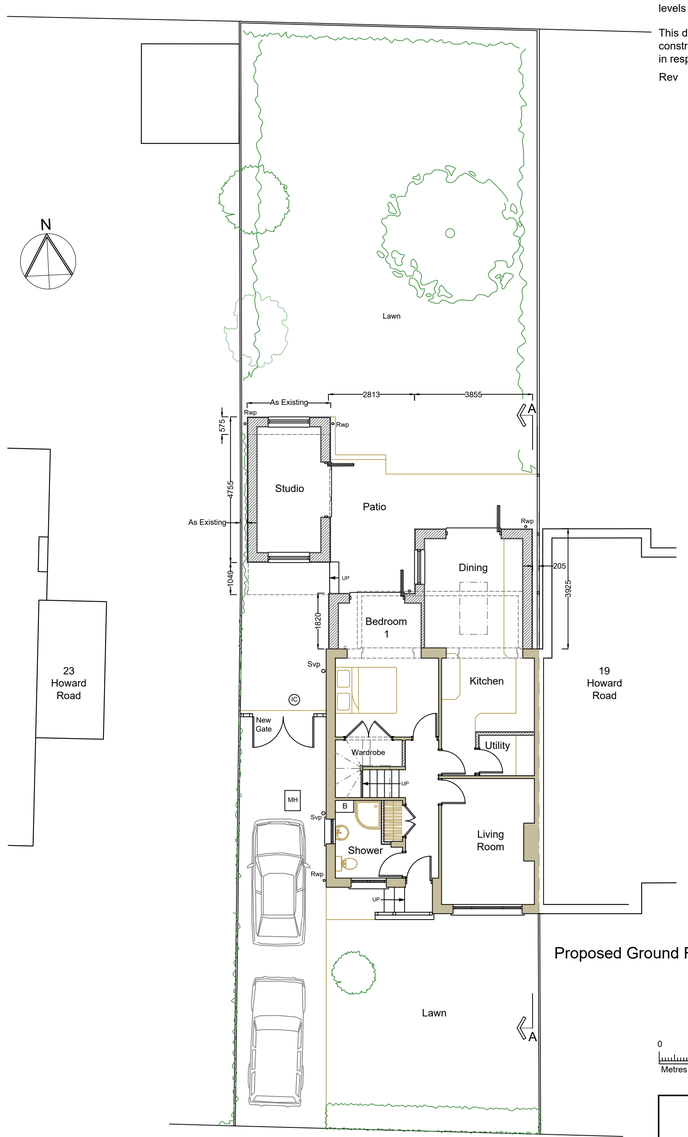

Proposed Ground Floor / Site Plan 1:100

0 1 2 3 4 5 6 7 8 9 10
Metres 1:100 Scale Bar

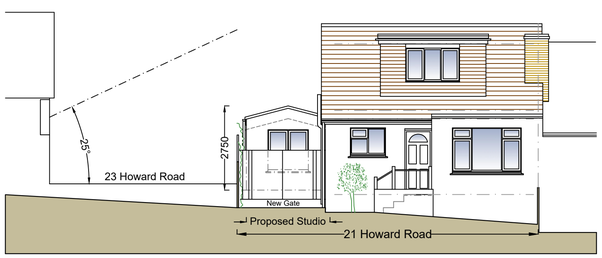

Proposed South (Front) Elevation 1:100

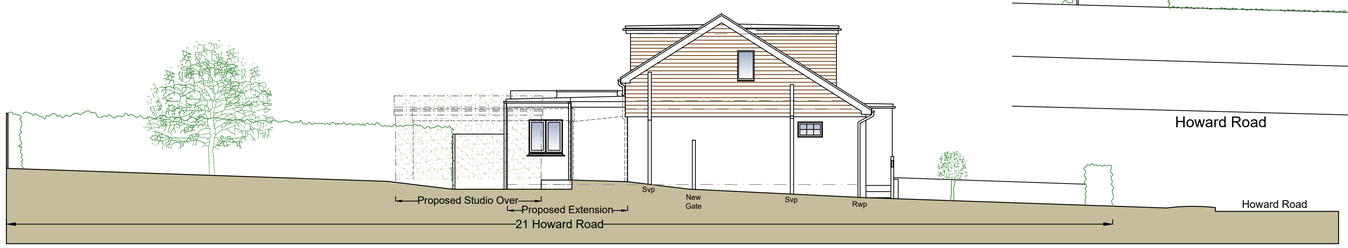

Proposed West (Side) Elevation 1:100

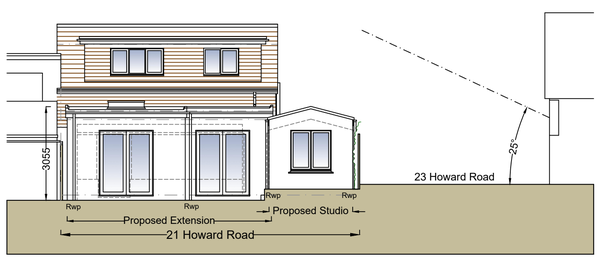

Proposed North (Rear) Elevation 1:100

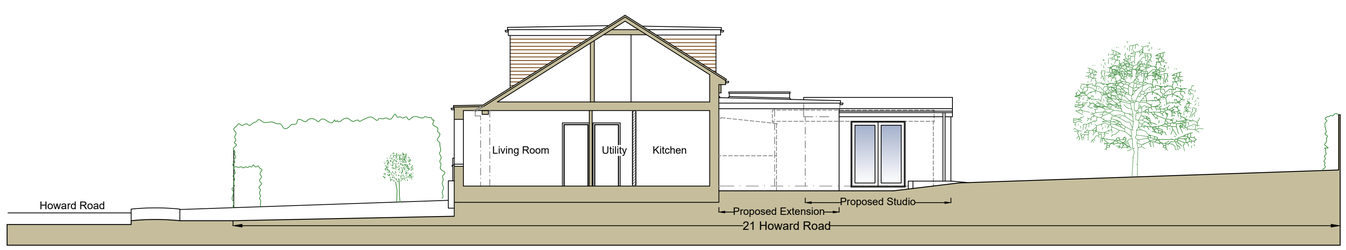

Proposed East (Side) Elevation / Section A-A 1:100

J H Pfeiffer
BA Hons Dip Arch
Architecture & Design

76 Brougham Road
Worthing, West Sussex, BN11 2NU
Tel: 07776 253076
E-mail: heidipfeiffer@hotmail.com

Project:-
Demolition of existing Lean-To Sunroom & Garage and Proposed Single Storey Rear Extension & Home Office to Replace Garage.

Client:-
M Maddocks & T Jenkins

Address:-
21 Howard Road, Sompting, Lancing, West Sussex, BN15 0LW

Drawing Title:-
Proposed Plans & Elevations, Location Plan & Block Plan

Scale:- 1:1250 / 1:500 / 1:100 @ A1

Date:- May 2019

Drawing No:- 1431 / PL01

Rev:-