KEY

Green line indicates sound proofing to party wall. For details of Sound Proofing Specification refer to drawing No 2405-03

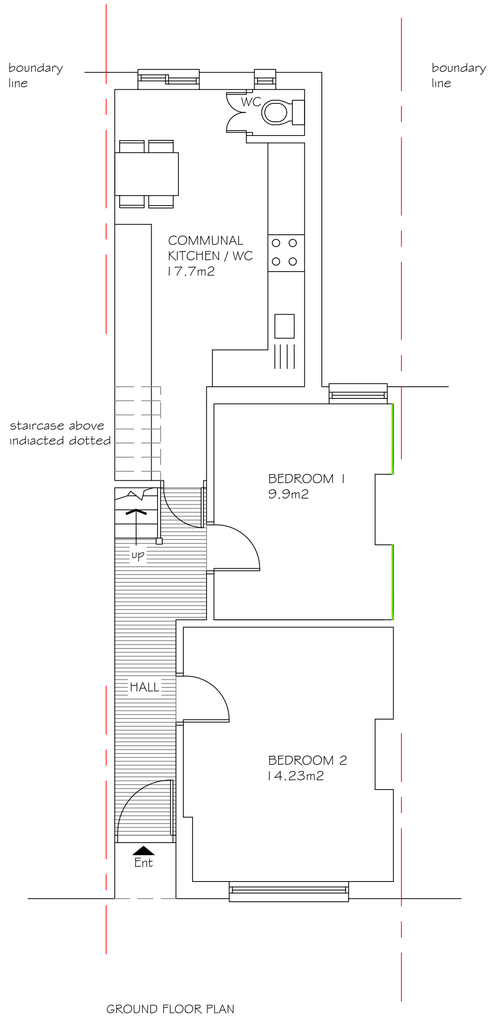

GROUND FLOOR PLAN

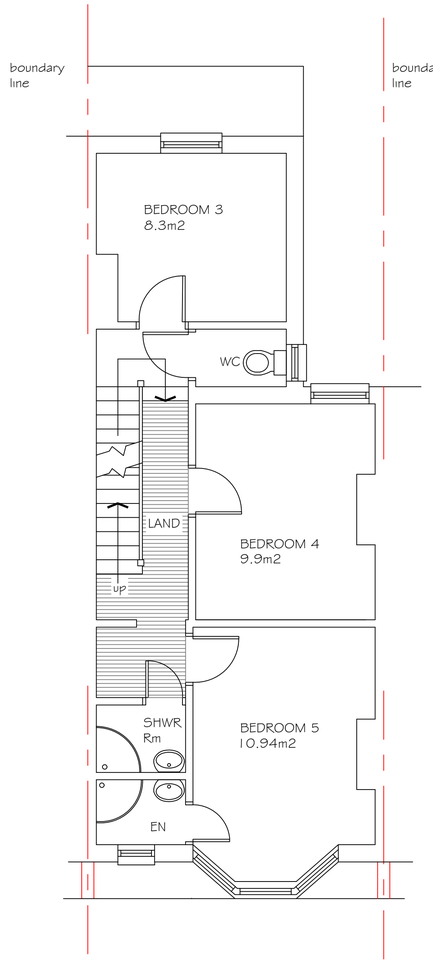

FIRST FLOOR PLAN

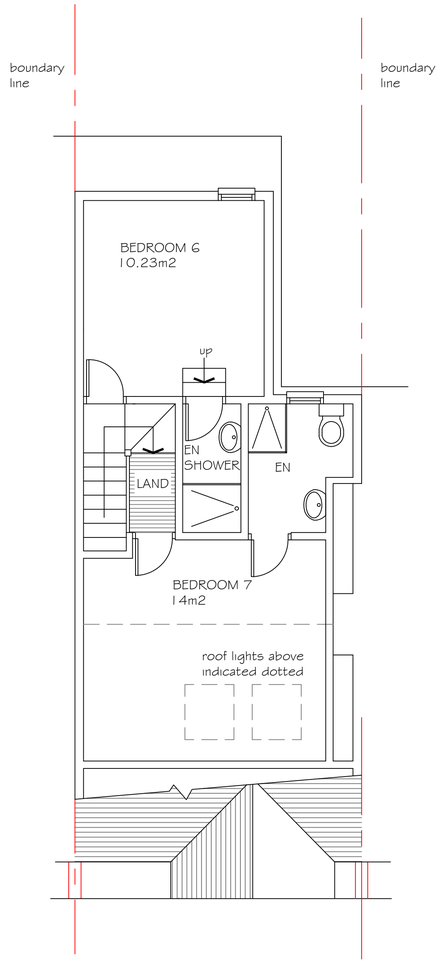

SECOND FLOOR PLAN

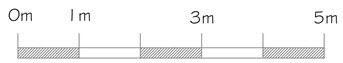

NOTES & AMENDMENTS

1. Subject to site survey.
2. This drawing should not be scaled, work only to annotated dimensions.
3. All dimensions are to be checked on site and any discrepancies reported to the Architect before work proceeds.
4. This drawing is to be read in conjunction with the following drawings:-
5. The copyright of this drawing is retained by COLLINS CADDY POPE . This drawing may not be copied or passed to a third party without our written permission and must be returned upon request.
6. Client & Contractor to ensure to ensure compliance with C.D.M. and Health and Safety Regulations.
7. All works to comply with current Codes of Practise and B.S.I.

J		
I		
H		
G		
F		
E		
D		
C	Oct 2024	Sound Proof Wall Annotation and Location Added
B	July 2024	Title Block Amended
A	July 2024	Annotation Added, Shower Positions Added
	DATE	AMENDMENT

COLLINS CADDY POPE
ARCHITECTUAL DESIGNS, PLANNING CONSULTANTS, SURVEYORS & CONTRACT ADMINISTRATORS.
17 FOAMCOURT WAYE , FERRING , WORTHING , BN12 5RD
TEL : 07971168170 E-mail info@collinscaddypope.co.uk

Contract
118 HAM ROAD
WORTHING
WEST SUSSEX

Client
PROPERTY FOUNTAIN

Title
PROPOSED FLOOR PLANS

Scale	1:50 at A1	Drg. No.	"© C.C.P." 2405 / 01
Date	JULY 2024		A B C
Drawn by	SP		
CAD_ref			