

Proposed Front Elevation
North



Proposed Side Elevation
West



Proposed Rear Elevation
South



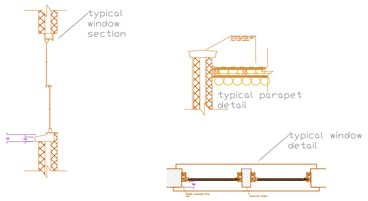

DETAILS 1:50

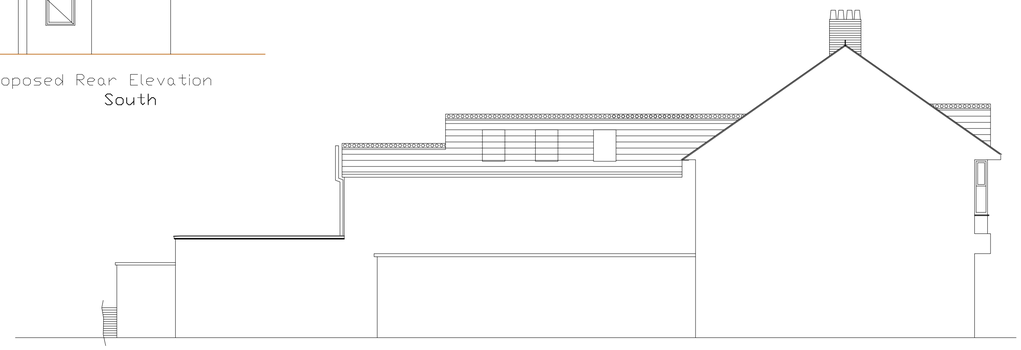

Proposed Side Elevation
East

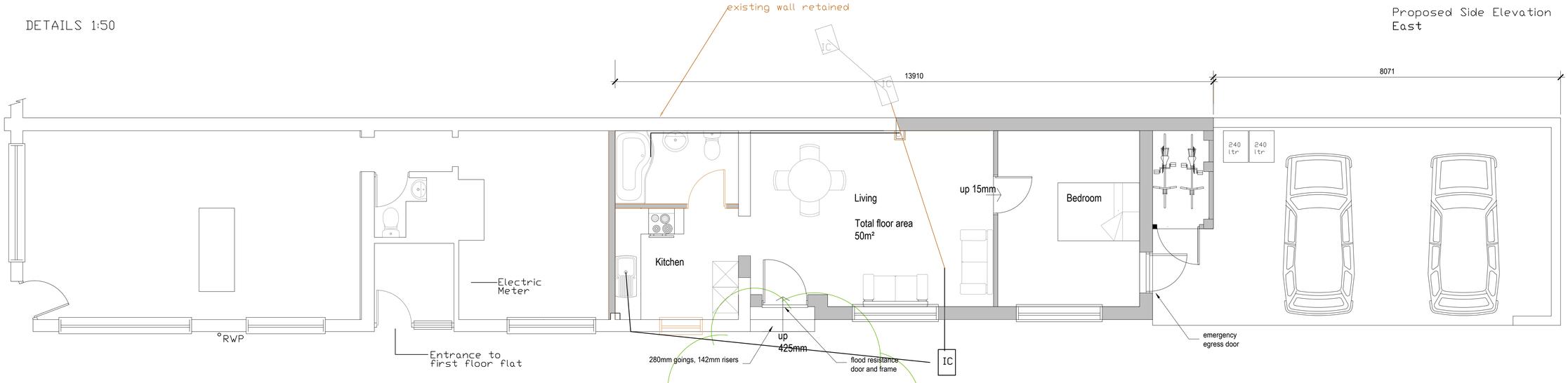

Proposed Ground Floor Plan SCALE 1:50

Tree

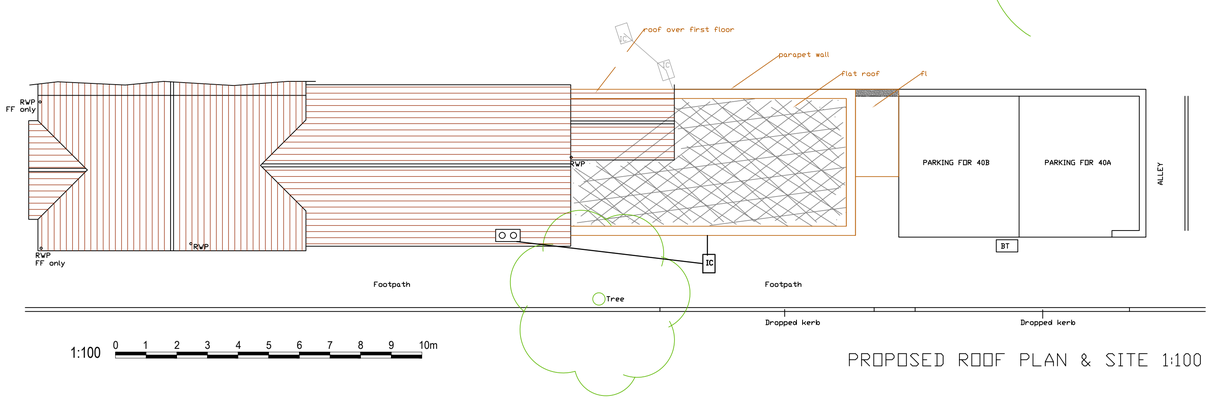

PROPOSED ROOF PLAN & SITE 1:100

- Solid concrete ground floor slab, with waterproof membrane;
- Closed-cell foam used in wall cavities;
- Waterproof ground floor internal render;
- Waterproof screed used on ground floors;
- Damp proof membranes;
- External walls rendered resistant to flooding to at least 600mm above ground floor level;
- Exterior ventilation outlets, utility points and air bricks fitted with removable waterproof covers;
- Raised wiring and power outlets at least 600mm above ground floor level;
- Ground floor electrical main ring run from first floor level; and on separately switched circuit from first floor;
- Electrical incomer and meter situated at least 600mm above ground floor level;
- Boilers, control and water storage / immersion installed at least 600mm above ground floor level;
- Gas meter installed at least 600mm above ground floor level;
- Plumbing insulation of closed-cell design;
- Non-return valves fitted to all drain and sewer outlets;
- Manhole covers secured;
- Kitchen units of solid, water resistant material at ground floor level;
- Use of MDF carpentry (i.e. skirting, architrave, built-in storage) avoided at ground floor level;

1:50 0 1 2 3 4 5 6 7 8 9 10m

Rev D 16.02.26 Entrance door
Rev C 23.01.26 Floor height
Rev B 23.09.25 Flat roof to cycle store
Rev A 17.04.25 Flood measures amendments

bpm Architectural Services Ltd.

client: Lea Daniel

project: 9 Station Parade, Tarring Road, Worthing BN11 4SS

project ref: 17057 Drawing No. 02D

drawing title: Proposed

drawn by: J Boys

date: Feb 25 scale: 1:50/100@ A1

www.bpmnet.co.uk
info@bpmnet.co.uk

Do not scale off drawing, check all dimensions on site before all work is commenced

All goods materials workmanship to conform with current building regs BSS and COP's