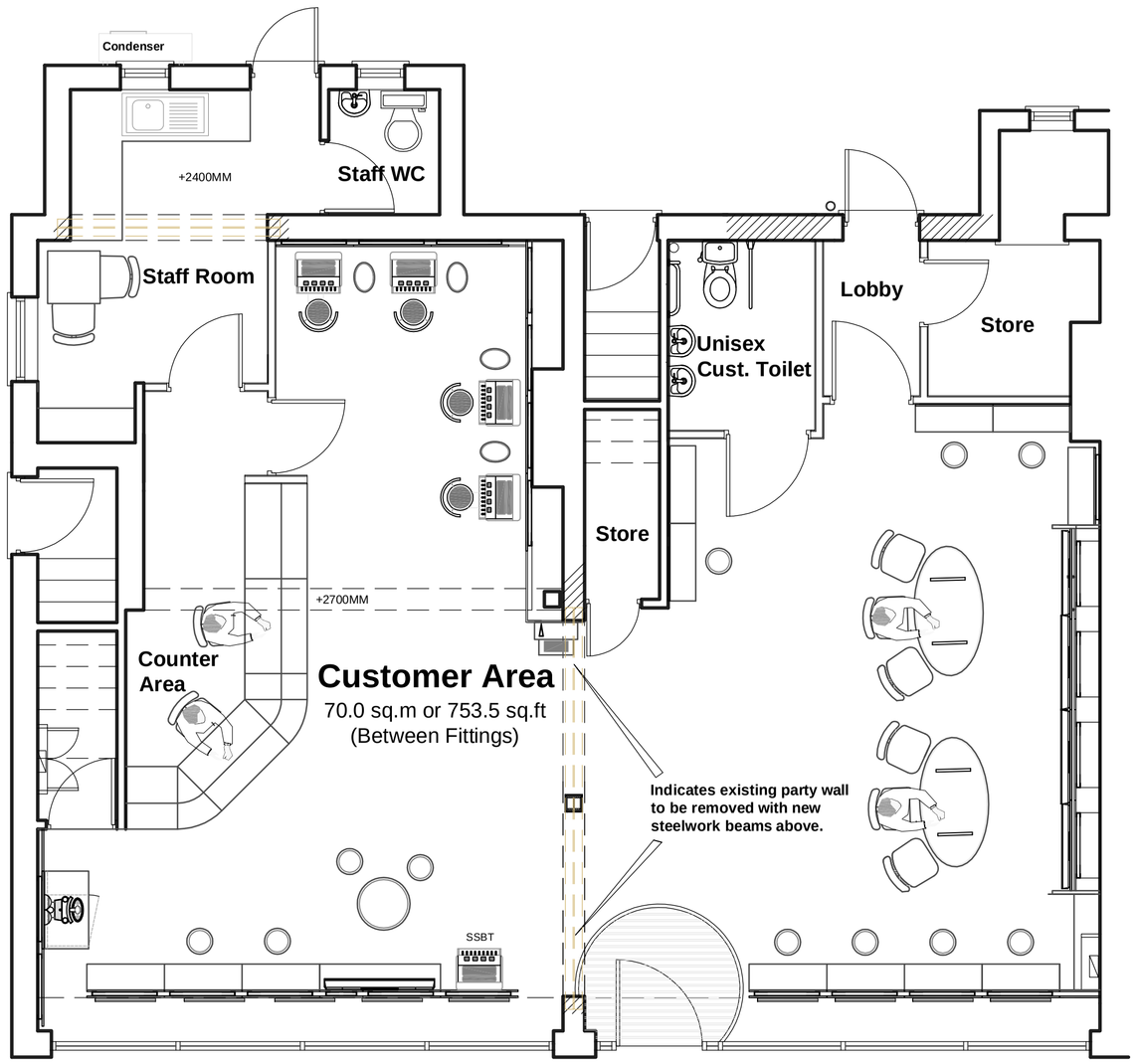

PROPOSED FLOOR PLAN 1:50

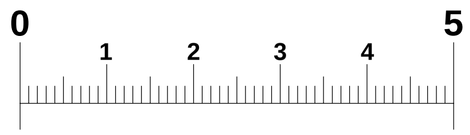

SCALE IN METRES (1:50)



Provide and install new steel security door, and steel insulated transome panel and frame. Door to be fitted with quick release locking mechanism, door viewer and 'Fire Exit Keep Clear' sign.

Remove redundant rear window and form increased opening to accommodate a new powder colour coated louvred door and frame complete.

Remove redundant rear windows, transomes and frames complete. Construct new infill wall in cavity construction to reduced aperture to suit new single door. Facing material to be blockwork with a sand / cement render to match that of surrounding structure.

Indicates AC Condenser units- floor mounted and housed within an acoustic shroud designed to reduce noise by a min. of 5dB. AC Condenser 900mm (w) x 990mm (h) x 380mm (d) x 2.

PROPOSED REAR ELEVATION 1:50

Projecting Sign:
Background panel to be aluminium powder colour coated with overall thickness of 50mm, all exposed faces to be finished to match RAL 3020 (Red).

Large 'L' to both sides of sign to be formed from 10mm 069 cast acrylic
(white).

Sign to be fixed to prevent any swing

Fascia Sign Illumination:
LED light within 6.4MM X 8.0MM rectangular section tube combined with E2015 P Channel bonded to fascia.

Fascia Signage
The following is the general description of the signage

Background panel to be fabricated from 1050 grade 14swg (2mm) aluminium with 25mm returns to all sides and folded upstand for weathering, all exposed faces to be powder coated to match RAL 3020 (Red) with 32.5% gloss levels

Individual 'Ladbrokes' letters comprising of 20mm powder colour coated (white) on locators to rear. 'Ladbrokes' Script Detail max letter height 300mm.

FASCIA AND PROJECTING SIGN 1:20



BLOCK PLAN 1:500

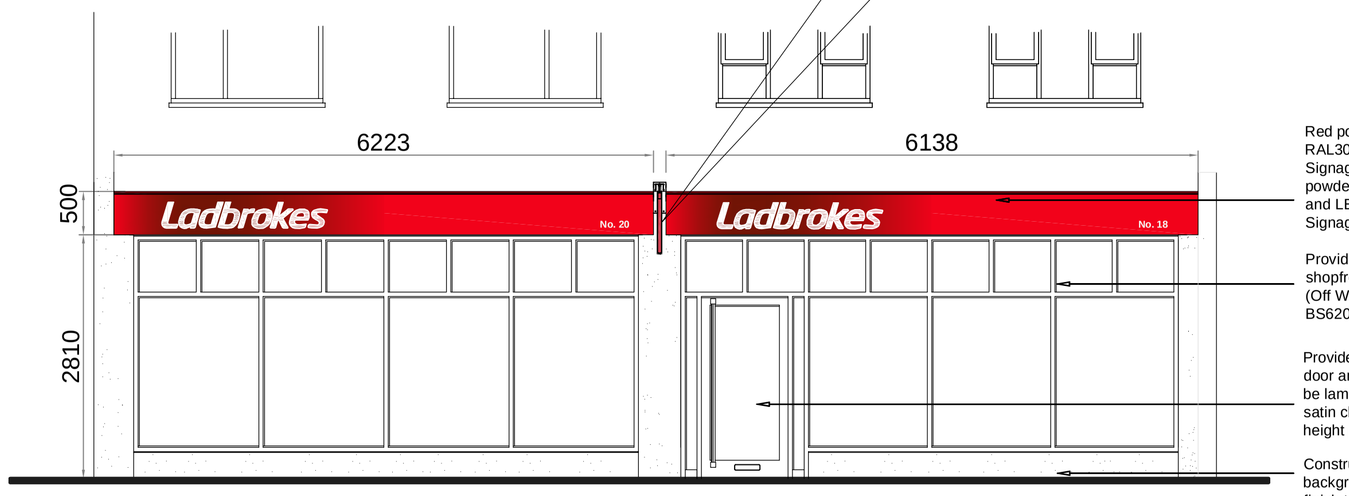

Red powder colour coated aluminium fascia sign to match RAL3020 with individual white letters on locators by Specialist Signage contractor. Illumination to be provided by full length red powder colour coated angle concealing an LED strip light. Sign and LED light cowl to be manufactured and installed by Specialist Signage contractor. Contractor to provide power supply.

Provide and install new aluminium framed powder coated shopfronts including transom panels. All to match RAL9002 (Off White). All glazing to be laminated 9.7mm thick and to BS6206:1981 and provide and apply manifestation to glazing.

Provide and install new powder colour coated entrance door and frame to match RAL 9002 (off white). Glazing to be laminated 9.7mm polished plate to BS6206:1981. New satin chrome door furniture to include SAA 40mm dia full height pull handles and letter plate.

Construct in Class B semi engineering brickwork. Prepare background ready to receive new sand / cement render finish trowelled to a smooth finish. Prepare and decorate in a suitable masonry paint to match light grey finish.

PROPOSED FRONT ELEVATION 1:50

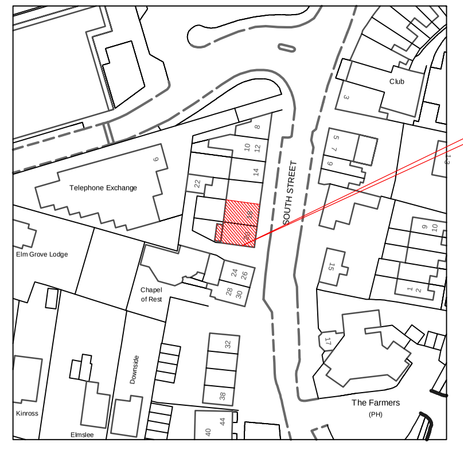

Indicates site in application:
18-20 SOUTH STREET, LANCING, WEST SUSSEX

NORTH

LOCATION PLAN 1:1250

Rev	Date	Description
A	27-9-13	General amendments to shopfront and sig

Ladbrokes

Address
18-20 SOUTH STREET
LANCING
WEST SUSSEX

Title
PROPOSED PLAN AND ELEVATIONS

Drawn	Date	Scale
JAM	21/08/2013	1:5
Rad	Location: 1718	Customer Area: sq ft sq ft
Drawing Number: SS/LANC/02		Revision: A

McKeowns
Plans for Construction
301 Alvechurch Road, Birmingham, B31 4UBTel: 0121 433

PLANNING