CLIENT Mr. & Mrs. P Reynolds	PROJECT 221 Manor Hall Road Southwick West Sussex BN42 4NR
Please note that this drawing is prepared to obtain planning approval from the local authority and does not constitute a working drawing	
DRAWING Site Location and Block Plan with Existing & Proposed Elevations	Proposed 2 storey side extension to an existing end of terrace terrace house.

drawing	scale	date	Revisions
1124 P1	1:1250; 1:500 & 1:100.	May. 2014	

Richard E Goodson RIBA
Chartered Architect & Designer
20 NELSON CLOSE
SOMPTING
WEST SUSSEX
BN15 0LY
Telephone: 01273 462889

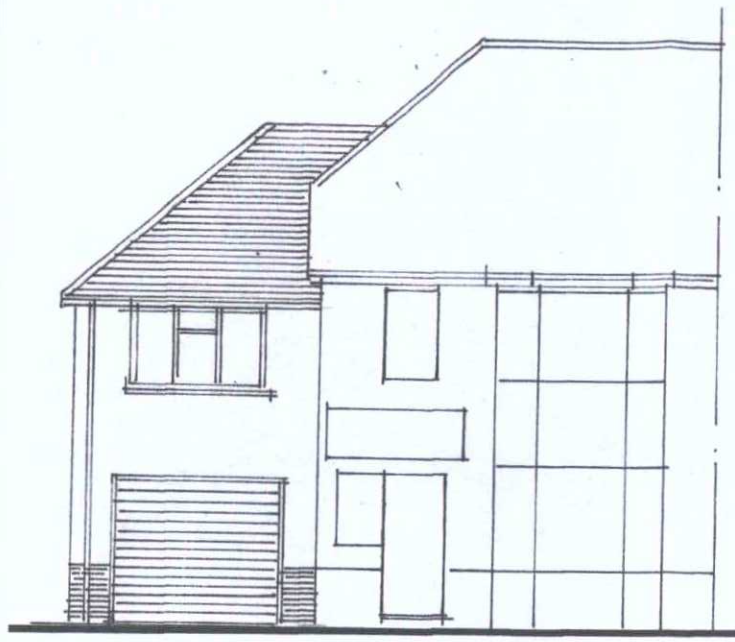

PROPOSED FRONT ELEVATION (South)

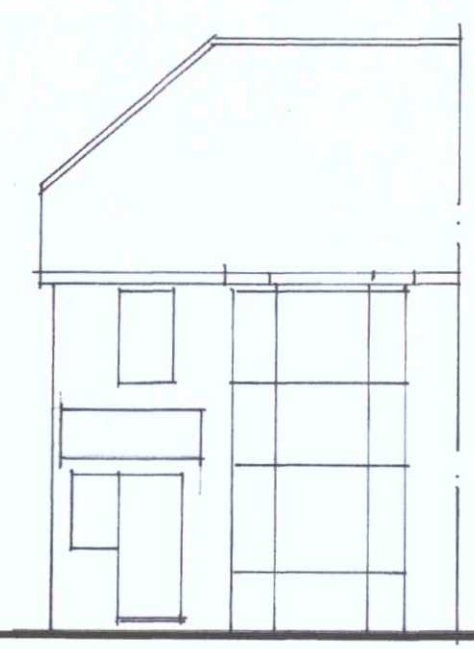

EXISTING FRONT ELEVATION (South)



PROPOSED SIDE ELEVATION (East)

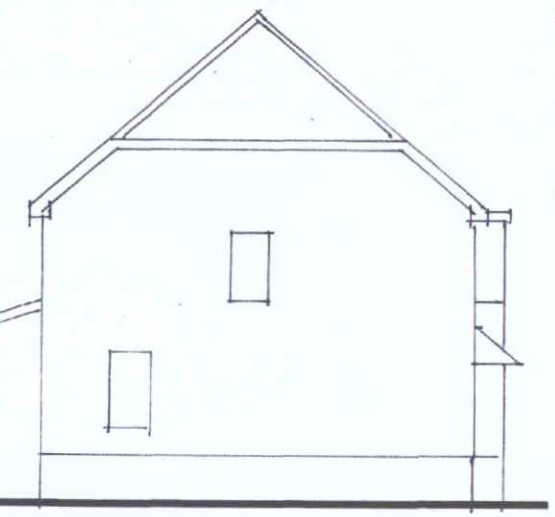

EXISTING SIDE ELEVATION (East)

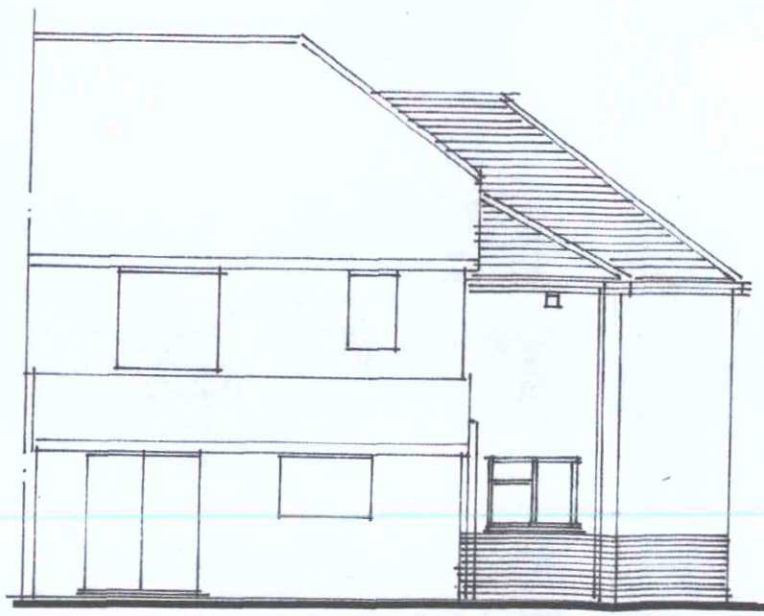

PROPOSED REAR ELEVATION (North)

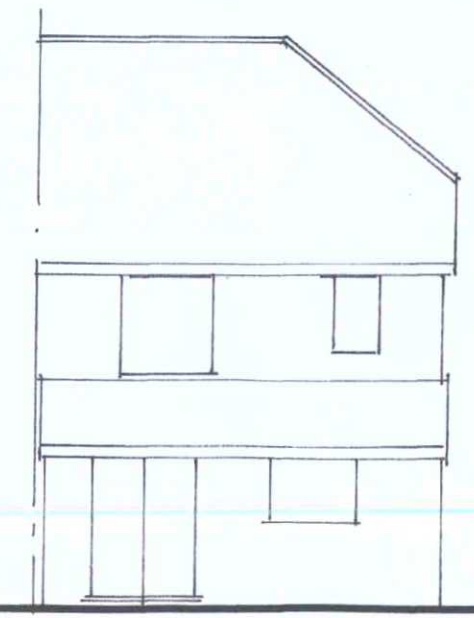

EXISTING REAR ELEVATION (North)

Scale bar. metres at 1: 100 at A 3 reproduction

PLANNING NOTES:

The existing building is part brickwork at low level with rendered block work above . The main roof is clad with plain tiling the existing rear extension is clad with a side interlocking tile.

The existing Windows are double glazed units in brown uPVC frames with lead lights.

The proposed extension is to match the existing building in all respects apart from the new garage door which is to be an up and over unit in white GPR.

The side windows on the East elevation are to be obscure glazed fixed shut with trickle vents in accordance with the building regulations.

The new guttters fascias, soffits and down pipes are to match the existing

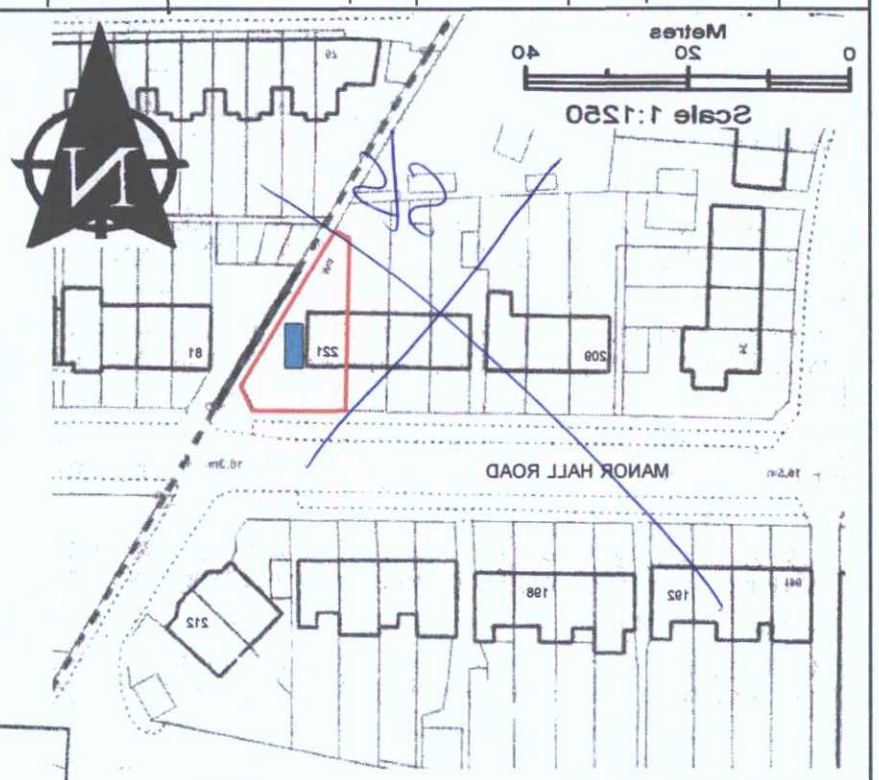

SITE LOCATION PLAN 1:1250

ADUR & WORTHING PLANNING SERVICES	
PLAN	AWDM/0751/14
DATE VALID	20 JUN 2014

PLANNING NOTES:

The property is an end of terraced house in a 30's development not within a conservation area. The proposals are to demolish an existing freestanding garage structure shown blue on the site plan and form an integral garage with Utility Room at ground floor with an master bedroom with en-suite shower room at first floor

The site boundary is indicated with a red line.

The site dimensions 24 m depth x 15 metres frontage giving a site area of 180 sq. metres. of an irregular shape.

The proposed extension is indicated in solid red

The building is on mains drainage and surface water goes to soak away .

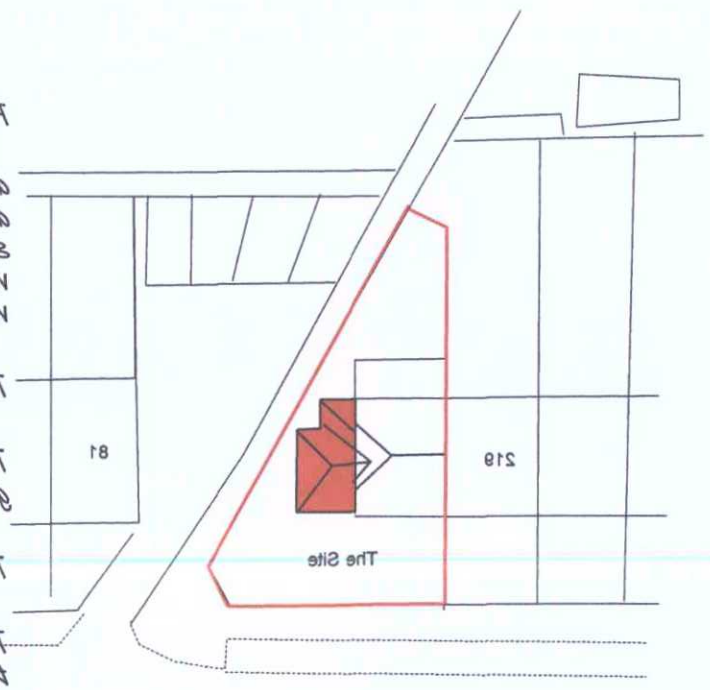

BLOCK PLAN 1:500

THIS IS AN A3 DRAWING AS SUBMITTED