DO NOT SCALE FROM THIS DRAWING



East Elevation



South Elevation



West Elevation

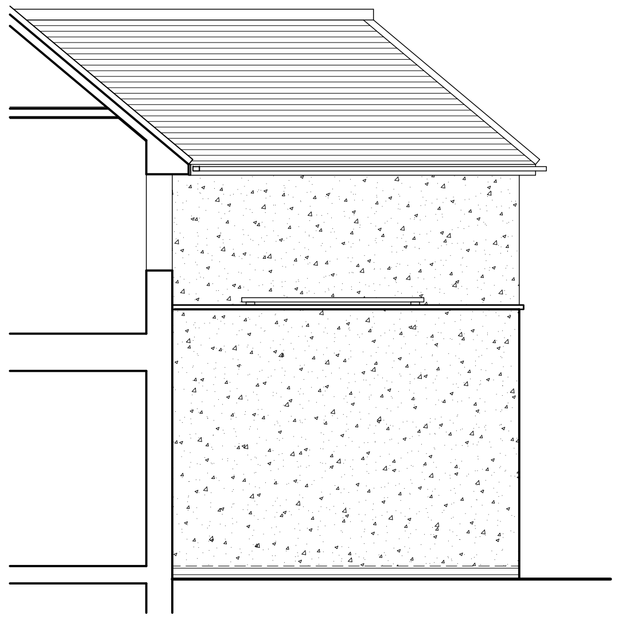

North Elevation

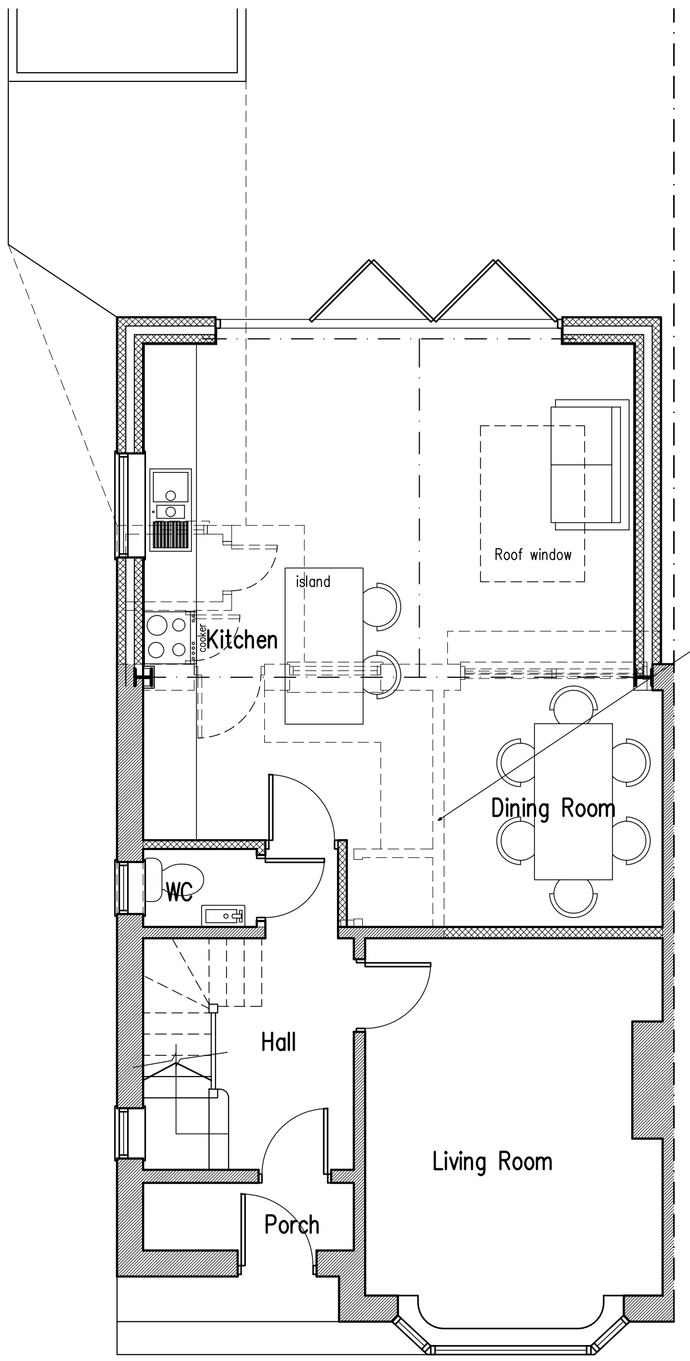

Ground Floor Plan

Timber frame first floor extension

Dotted lines indicate existing walls etc. to be demolished

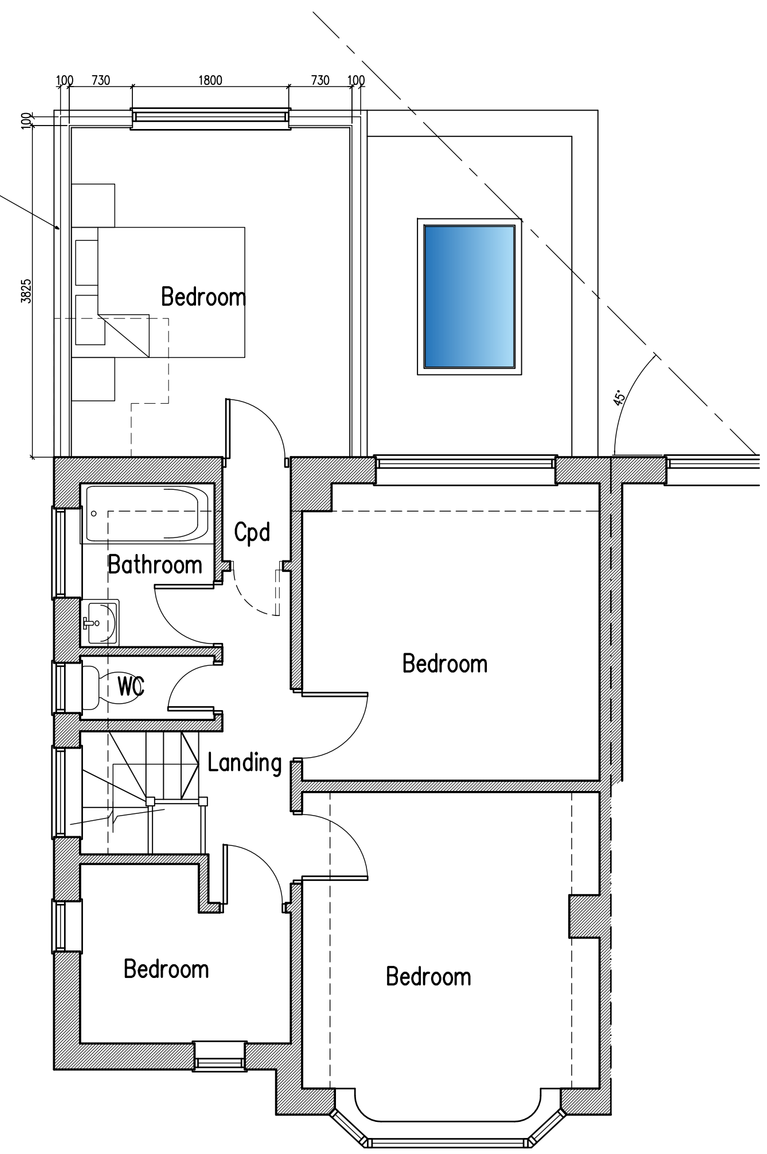

First Floor Plan

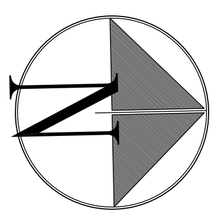

1m 2m 3m 4m 5m 6m 7m 8m 9m 10m

1:50 Scale Bar

B	29.07.20	Kitchen window repositioned
A	20.04.20	Client requirements added

Proposed Part Two Storey, Part Single Storey Rear Extension at: 23 Upper Kingston Lane, Shoreham-By-Sea BN43 6TG

rja Planning & Building Consultants Ltd.
1st Floor
10 High Street
Shoreham-By-Sea
West Sussex BN43 5DA
t: 01273 467297 mob: 07971 375739
e: rex@rjapbc.co.uk web: www.rjapbc.co.uk

Chartered Institute of Architectural Technologists

PROJECT: 23 Upper Kingston Lane, Shoreham-By-Sea

DRAWING TITLE: Proposed Floor Plans & Elevations

CLIENT: Mr & Mrs D. O'Brien

DWG NO: 20783-02

REVISION: B

SCALE: 1:50 @ A1

DATE: 14.04.20

DRAWN: rex