RHEINZINK®



RHEINZINK-PV

The parallel-to-roof, integrated Solar Solution for RHEINZINK-Standing Seam System

RHEINZINK-PV is an extremely flat-mounted, parallel-to-roof solar system. The specially developed seam and module clamps are fastened simply to the double standing seams. They are also fixed onto the frameless solar modules that are adapted to the section widths of the RHEINZINK-Double Standing Seam System. The innovative on-roof system is a demanding roof-integration solution in terms of visual and aesthetic appeal.

Roof-integrated, metal roof-typical optics

Seam and module clamp in one product

Frameless solar modules - roof-parallel, vertical installation

Coordinated to the panel widths of the RHEINZINK double standing seam roofing



RHEINZINK-PV – Simply aesthetic
Not many solar systems offer an architecturally appealing solution for metal roofs. With RHEINZINK-PV, there is now a solution available that is integrated in the roof and is visually adapted to the standing seam system.
With RHEINZINK-PV, it is now possible to clad RHEINZINK double standing seam roofs having centre-to-centre measurements of 530 mm (600 coil width) and 430 mm (500 coil width) with solar modules adapted specifically to the seam geometry.

An innovative System
A module clamp fitted to the standing seams with just one screw ensures the optimum fastening of the solar modules. The amount of module clamps to be used is based on the number of clips and depends on the object-related wind loads.
A connection box installed on the bottom side of the solar modules ensures their electrical connection. Overall, there is an installation height of about 40 mm. The arrangement of the glass modules is therefore only slightly above the standing seams.

An intelligent Solution
The patented seam or module clamp convinces with a completely new type of clamping principle. It is affixed solely through vertical clamping on the double standing seam, simultaneously allowing the installation of the frameless solar modules.The module clamp is now mounted to the seam with just one socket head screw and tightened with 6 Nm. This does not affect the thermal elongation of the double standing seam section.

Consultation and sales in cooperation with solar specialist consultants
RHEINZINK-PV and the module clamps are sold in specialised wholesale trade. RHEINZINK-PV can be used for different possibilities of power consumption, whether for feeding into the public grid or for independent consumption by using innovative storage technology.
These solar systems are planned in coordination with the design of the entire system depending on the usage concept (inverter, integration in building services, etc.). The competent planning is done here on a property basis by solar planners, solar installers or electricians.
The result: an electrically optimised system that fits harmoniously into the architecture of RHEINZINK standing seam roofs.

Technical data

Solar modules	Glass-film laminate, frameless 30 or 20 monocrystalline solar cells
Application range	max. roof pitch 60° max. snow load 2.4 KN/m² Use 4 clamps for module 30 from 2.0 KN m²
Certificate	IEC 61215 resp. IEC 61730
Module dimensions	Length about 1640 mm Module 30, tailored to the section width 530 mm Module 20, tailored to the section width 430 mm
Output	Module 30 on request Module 20 on request **Current data sheets are available at www.rheinzink.de/rheinzink-pv**
Installation height	about 40 mm
Material	Seam or module clamp (aluminium extrusion press profile) included EPDM pressed rubber and socket head screw

Connection

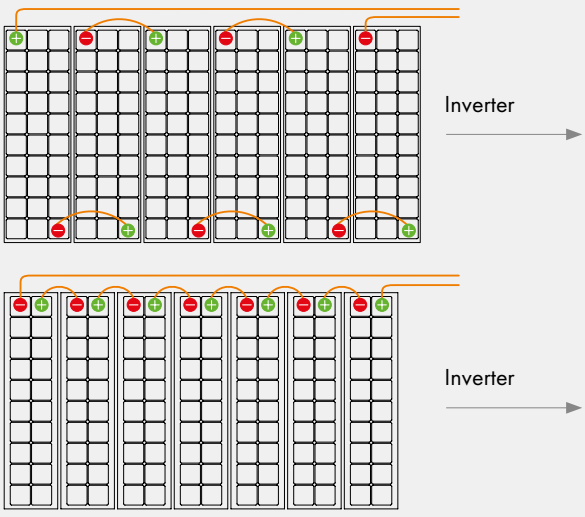



Technical Data of the Reference Object Private Residence in Willich

Module type	Module 20
Number of modules	44
Module performance	85 Watt
Overall performance	3.74 KW

Feed into the grid

Assembly
Schabos GmbH, Nordwalde



Technical Data of the Reference Object Friedenskirche in Ratingen

Module type	Module 20
Number of modules	96
Module performance	85 Watt
Overall performance	8.16 KW

Feed into the grid

Assembly
Worring Dach + Solar GmbH, Solingen

Rated wind load [kN/m²]	Number of clamps per module side [pc.]	
	Coil width 500 mm Section width 430 mm	Coil width 600 mm Section width 530 mm
-0,3	3	3
-0,6	3	3
-0,9	3	3
-1,2	3	3
-1,5	3	3
-1,8	3	4
-2,1	4	4
-2,4	4	5
-2,7	4	5
-3,0	5	6
-3,3	5	6
-3,6	5	6
-3,9	5	6
-4,2	5	7
-4,5	6	7
-4,8	6	7
-5,1	7	8

Dachintegrierte, metalldachtypische Optik

Falz- und Modulklemme in einem Produkt

Rahmenlose Solarmodule – dachparallele, vertikale Verlegung

Abgestimmt auf die Scharbreiten der RHEINZINK-Doppelstehfalzdeckung

Wind load rating table for direct mounting of the RHEINZINK-PV system on roofs with RHEINZINK double standing seam covers.

The required number of RHEINZINK-PV clamps based on the rated resistance of the RHEINZINK clips of 600 N/clip. Generally at least 3 PV clamps/module side are required.

Installation Instructions of RHEINZINK-PV

Assembly video on YouTube: Scan the QR code





1 Application of the clamping bottom parts

- Perfect hold on the double standing seam





2 Placing the solar modules

- Secure, non-slip incorporation of the solar modules





3 Clipping on and affixing the clamping upper parts

- Affixing with 6 Nm
- Clamping principle – see 6





4 Placing and wiring additional solar modules

- Connection – see page 2





5 Installation of additional solar modules

- Affixing with 6 Nm
- Clamping principle – see 6





6 Seam or module clamp

- Socket head screw affixes clamping hook below the double standing seam

RHEINZINK GmbH & Co. KG · Postfach 1452 · 45705 Datteln · Germany
Tel.: +49 23 63 605-0 · Fax: +49 2363 605-209 · info@rheinzink.de
www.rheinzink.de

© 2021 RHEINZINK GmbH & Co. KG

104424-RZ-GB-003-05-21-SH