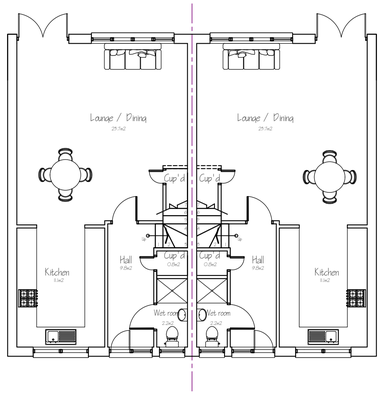

Proposed Ground Floor Plan
Scale: 1:100

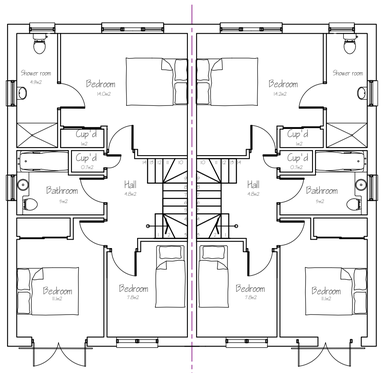

Proposed First Floor Plan
Scale: 1:100

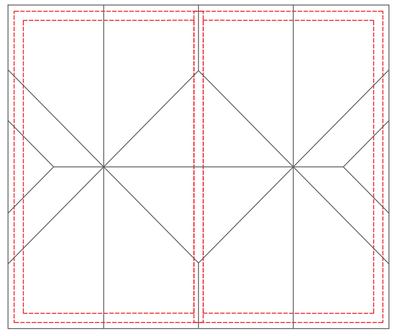

Proposed Roof Plan
Scale: 1:100

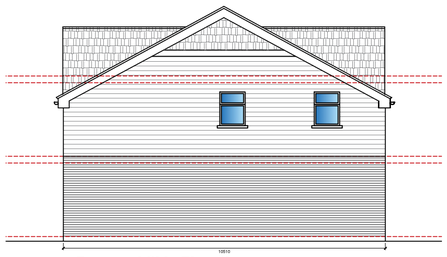

Proposed Side Elevation
Scale: 1:100

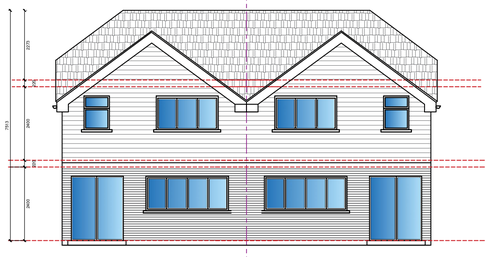

Proposed Rear Elevation
Scale: 1:100

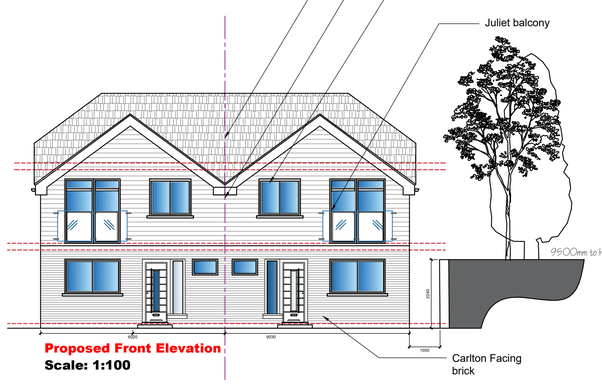

Proposed Front Elevation
Scale: 1:100

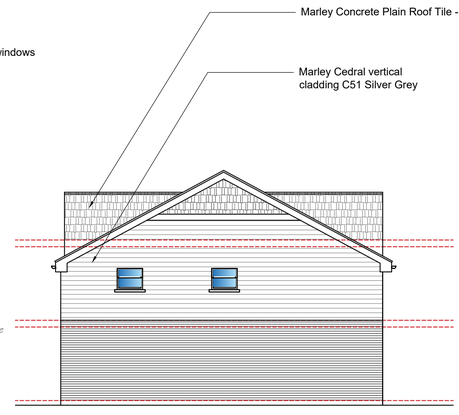

Proposed Side Elevation
Scale: 1:100



Location Plan
Scale: 1:1250

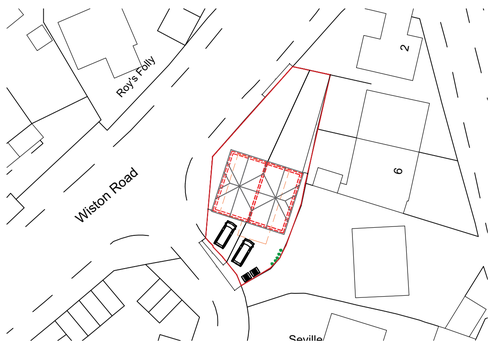

Block Plan
Scale: 1:500



Proposed Roof tiles
Marley Concrete Plain Roof Tile - Smooth Grey



Proposed Carlton Facing brick to ground floor



METERS @ 1:50 | METERS @ 1:100 | METERS @ 1:200 | METERS @ 1:500 | METERS @ 1:1250

NOTE:

This drawing is to be read in conjunction with the Construction Notes and Structural Engineer's details.

The Contractor is responsible for all setting out and must check levels and dimensions on site before ordering materials or commencing work.

Refer to written dimensions only. Do not scale from drawings, except for the purposes of Planning assessment.

The Architect is to be immediately notified of any omissions or discrepancies.

Building work should not commence until all statutory approvals have been granted, i.e. Planning, Building Control, etc.

If a public sewer is discovered, consent to 'Build-over/Close-to' may be required from the Water Authority.

PARTY WALLS:

Work to Party Walls (including insertion of flashings, beam bearings, etc) are subject to Party Wall agreements with neighbours and are to be arranged by the Client in accordance with the Party Wall Act (i.e. Providing two months written notice)

SERVICES LEGEND:

- TELEVISION POINT
- TELEPHONE POINT
- 13 AMP DOUBLE SWITCHED SOCKET OUTLET
- 13 AMP DOUBLE UN-SWITCHED SOCKET OUTLET
- CEILING LIGHT - PENDANT FITTING
- WALL LIGHT
- ONE WAY LIGHT SWITCH
- TWO WAY LIGHT SWITCH
- NEON INDICATOR SWITCH FOR LOFT LIGHT
- ENERGY EFFICIENT RECESSED DOWNLIGHTER
- MAINS INTER-LINKED SMOKE DETECTOR
- MAINS INTER-LINKED HEAT DETECTOR
- CO DETECTOR
- SPRINKLER HEAD - FLUSH TYPE
- NEW RADIATOR (INDICATIVE SIZE)
- SHAVING POINT
- FUSED SPUR
- SINGLE SWITCH FUSED SPUR
- CONSUMER UNIT / MAINS DISTRIBUTION BOARD
- CAT 5 / CAT 6 DATA CABLE SOCKET
- COOKER SWITCH
- MECHANICAL EXTRACT FAN COOKER HOOD
- UV ELECTRIC HEATER
- ENCLOSED LUMINAIRE
- EMERGENCY LUMINAIRE - SELF-CONTAINED
- ENCLOSED LINEAR LUMINAIRE (INDICATIVE SIZE)
- MECHANICAL EXTRACT FAN

Existing structure
Proposed structure
Removed structure

Revision	Date:	Details:	Initials
D	16/06/2020	Planning Amendments	DLS
C	10/06/2020	Planning Amendments	DLS
B	24/04/2020	Planning Amendments	DLS
A	26/03/2020	Planning Amendments	DLS

These drawings and designs are the property of Shear Architectural Design Ltd and must not be copied, retained, or used without prior written consent. © Copyright

CREATE INSPIRE ENHANCE

SHEAR ARCHITECTURAL DESIGN

2 Saffron Close
Shoreham-By-Sea
West Sussex
BN43 6JF

07881 656512
info@sheararchitecturaldesign.co.uk

PROJECT:
1 Winston Road
Lancing
West Sussex
BN15 8SL

DRAWING TITLE:
New 2 House development
Demolition of Single dwelling

NORTH

DATE: 05/02/2020
SCALE: Various
DRAWN: DS
CHECKED: -
SHEET OF

PROJECT NUMBER:	DRAWING NUMBER:	REVISION:
19/35	SK 1	D