

## North facing (front) Elevation

1m 2m 3m 4m 5m 6m 7m 8m 9m 10m
1:100 Scale Bar

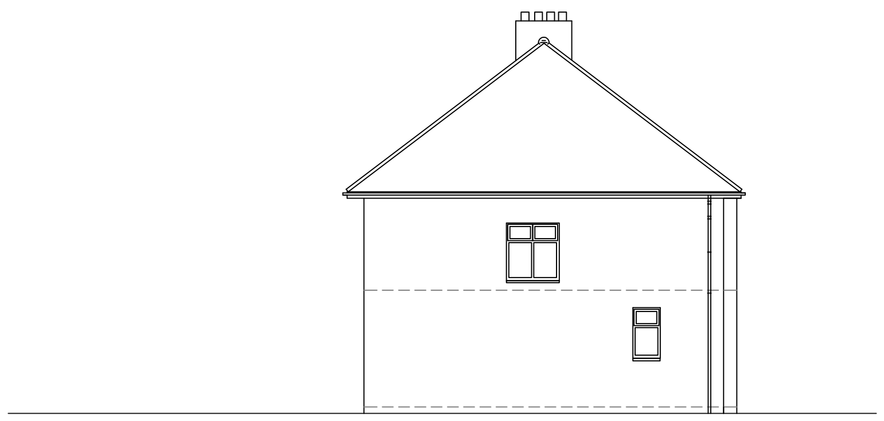

## East facing (side) Elevation

1m 2m 3m 4m 5m 6m 7m 8m 9m 10m
1:100 Scale Bar



## South facing (rear) Elevation

1m 2m 3m 4m 5m 6m 7m 8m 9m 10m
1:100 Scale Bar

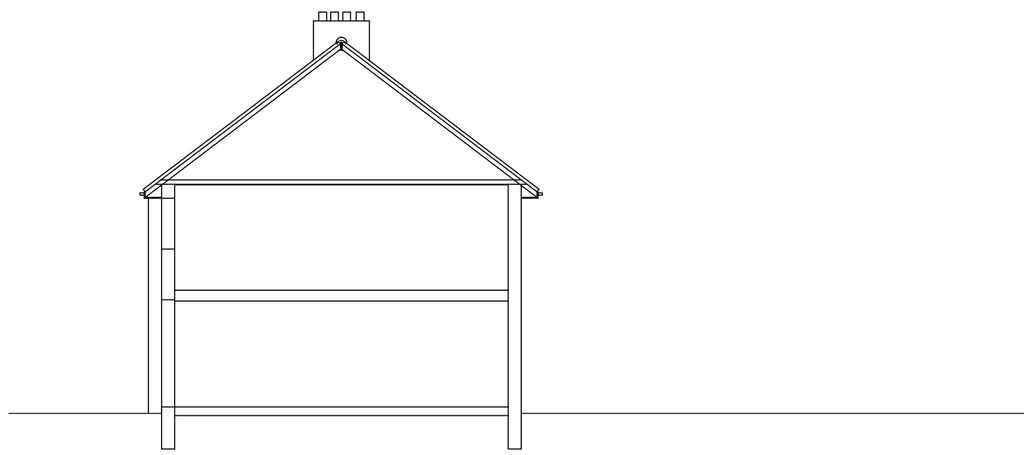

## West facing (side) Elevation

1m 2m 3m 4m 5m 6m 7m 8m 9m 10m
1:100 Scale Bar

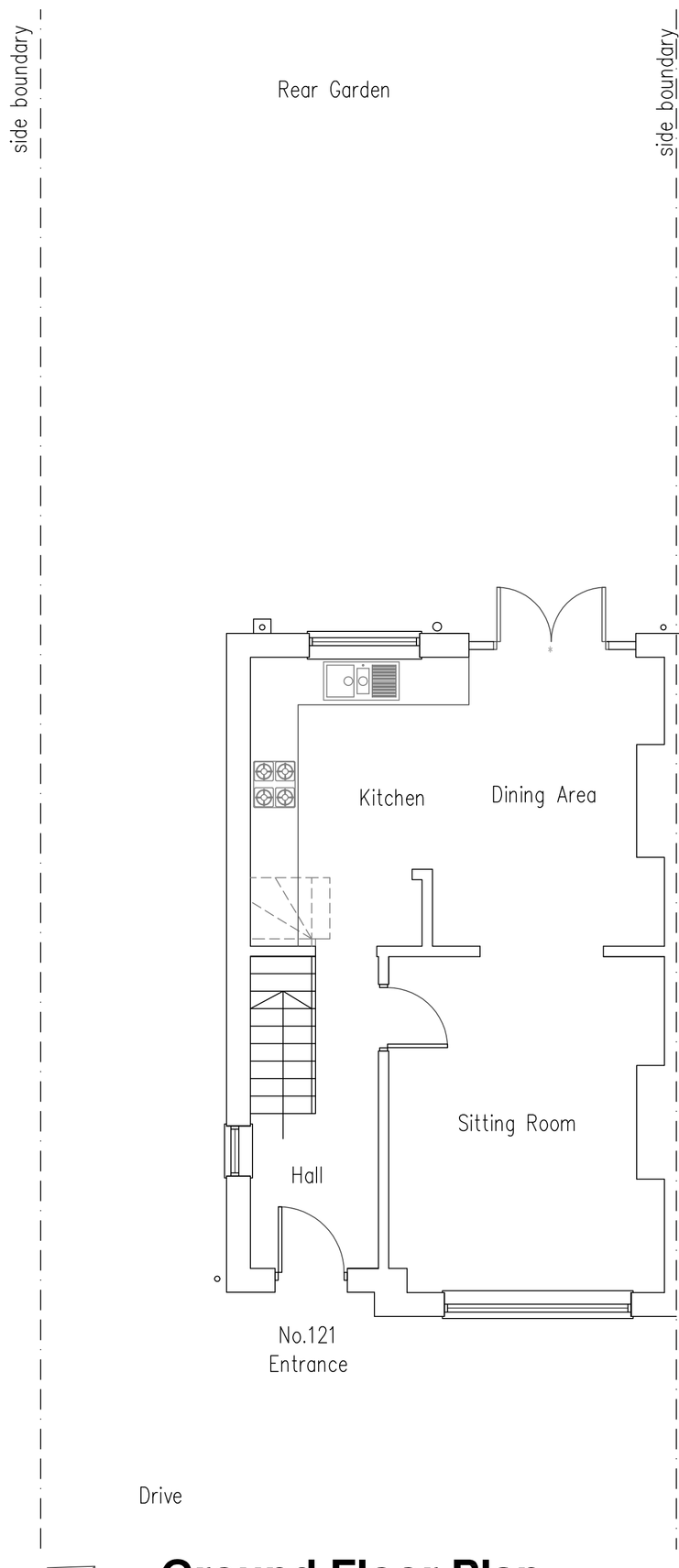


## Ground Floor Plan

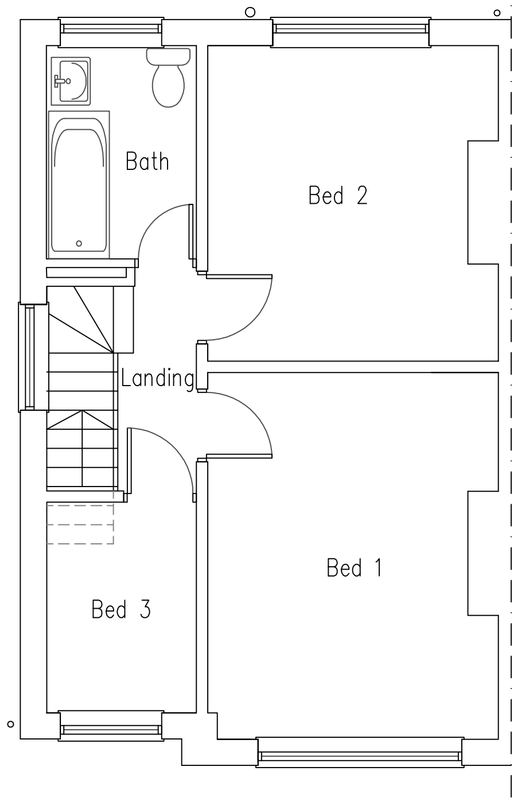


## First Floor Plan

1:50 Scale Bar
1m 2m 3m 4m 5m 6m 7m 8m 9m 10m

DO NOT SCALE FROM THIS DRAWING EXCEPT FOR PLANNING AS PHOTOCOPIES WILL BE SUBJECT TO DISTORTION
DRAWINGS TO BE READ IN CONJUCTION WITH ALL OTHER ARCHITECT'S & STRUCTURAL ENGINEER'S CONTRACT DRAWINGS & SPECIFICATIONS.
ANY DISCREPANCIES MUST BE BROUGHT TO THE ATTENTION OF THE ARCHITECT IMMEDIATELY.
THE CONTRACTOR MUST VERIFY ALL DIMENSIONS BY SITE MEASUREMENT BEFORE ORDERING MATERIALS OR MANUFACTURING COMPONENTS.
SUBSTITUTE MATERIALS & PRODUCTS TO THOSE NAMED WILL BE ACCEPTABLE IF PROVEN TO BE OF EQUAL OR HIGHER PERFORMANCE AND NOT IN CONFLICT WITH OTHER ELEMENTS.

Project:
Proposed Extensions

At:
121 Upper Shoreham Rd
Shoreham By Sea
West Sussex
BN43 6TA

Drawing title:
Plans & Elevations As Existing

Client:
Kerrie & Dean

© Copyright of:
Architectural & Planning Services
15 West Street
Shoreham By Sea
West Sussex
BN43 5WF
BJW
01273 441009
07856899101
e-mail: benw@bjwarchitectural.co.uk
website: bjwarchitectural.co.uk

Scale: 1:50 , 1:100
Paper size: A1
Date: 19.01.2015
Drawn: BJW
Drg. No. 01
Rev'n

Note: All dimensions to be checked on site.