

SIDE (SOUTH FACING ELEVATION)

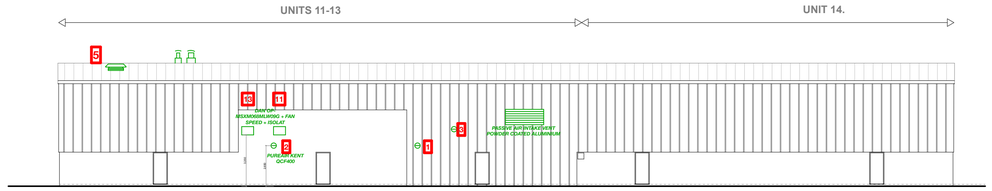

FRONT (EAST FACING ELEVATION ONTO GRANGE ROAD))



REAR (WEST FACING ELEVATION)

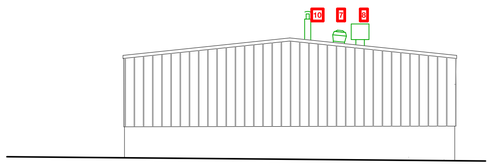

SIDE (NORTH FACING ELEVATION)

PROPOSED ELEVATIONS 1:200

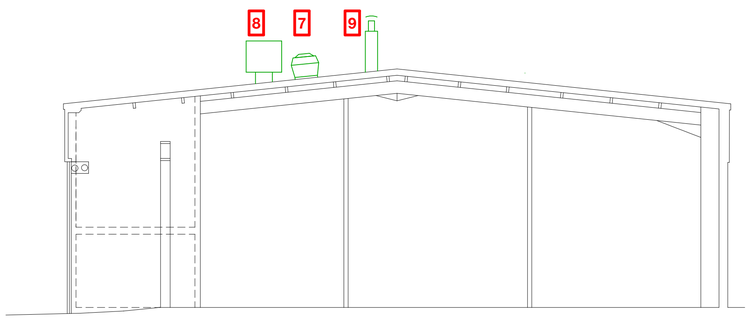

PROPOSED SECTION A-A 1:100

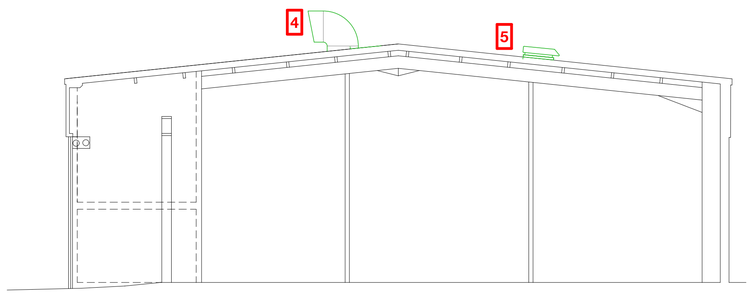

PROPOSED SECTION B-B 1:100

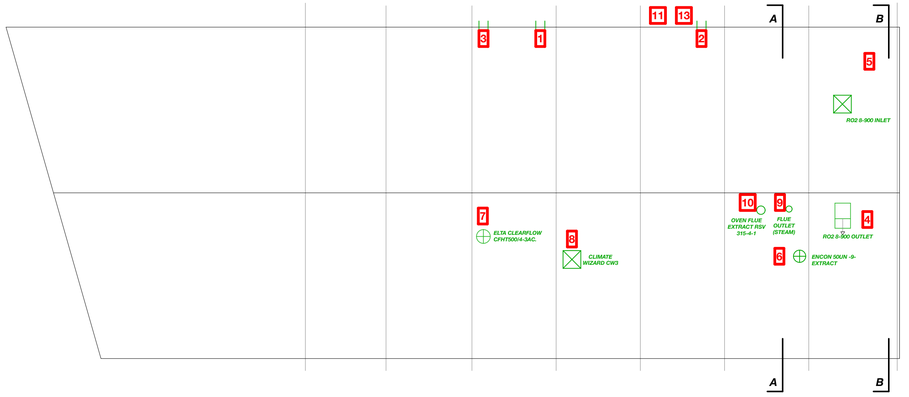

SCHEMATIC ROOF PLAN INDICATING PROPOSED PLANT 1:200

Ventilation fans

Plan ref	Area	Unit	Inside or outside building	dB(A) @ 1m	dB(A) @ 3m	dB(A) @ 10m	Approx distance from nearest dwelling (m)
1	C1 Bread Production	ELTA Revolution SLCX355/4-3	Inside	59	49		
2	C1 Bread Production	PureAir Kent QCF400	Inside		Around 50		
3	C2 Utensil Wash	Colasit CIV315/280	Inside	61*	-		
4	O1 Oven Area	REF TECHNICAL DATA BELOW.					
5	O1 Oven Area	REF TECHNICAL DATA BELOW.					
6	O2, O3, O4	ENCON 50UN-9-Textract	Outside	61	51		35
7	Above Pastry / Patisserie	ELTA Clearflow CFHT500/4-3AC***	Outside	74	64		35
8	O2, O3, O4	ClimateWizard CW3	Outside	73	63.5		35
9	Ovens, steam extract	Bifuricated ?	Inside	No data on fan noise levels yet			
10	Ovens flue extract	RSV 315-4-1	Outside			48	23

Refrigeration, condensing units

Plan ref	Serving	Unit	dB(A) @ 10m	Approx distance from nearest dwelling (m)
11	C7 retarder prover	DAN OP-MSXM068MLW09G + FAN SPEED+ISOLAT	43	21
13	Savoury cold room		40	21

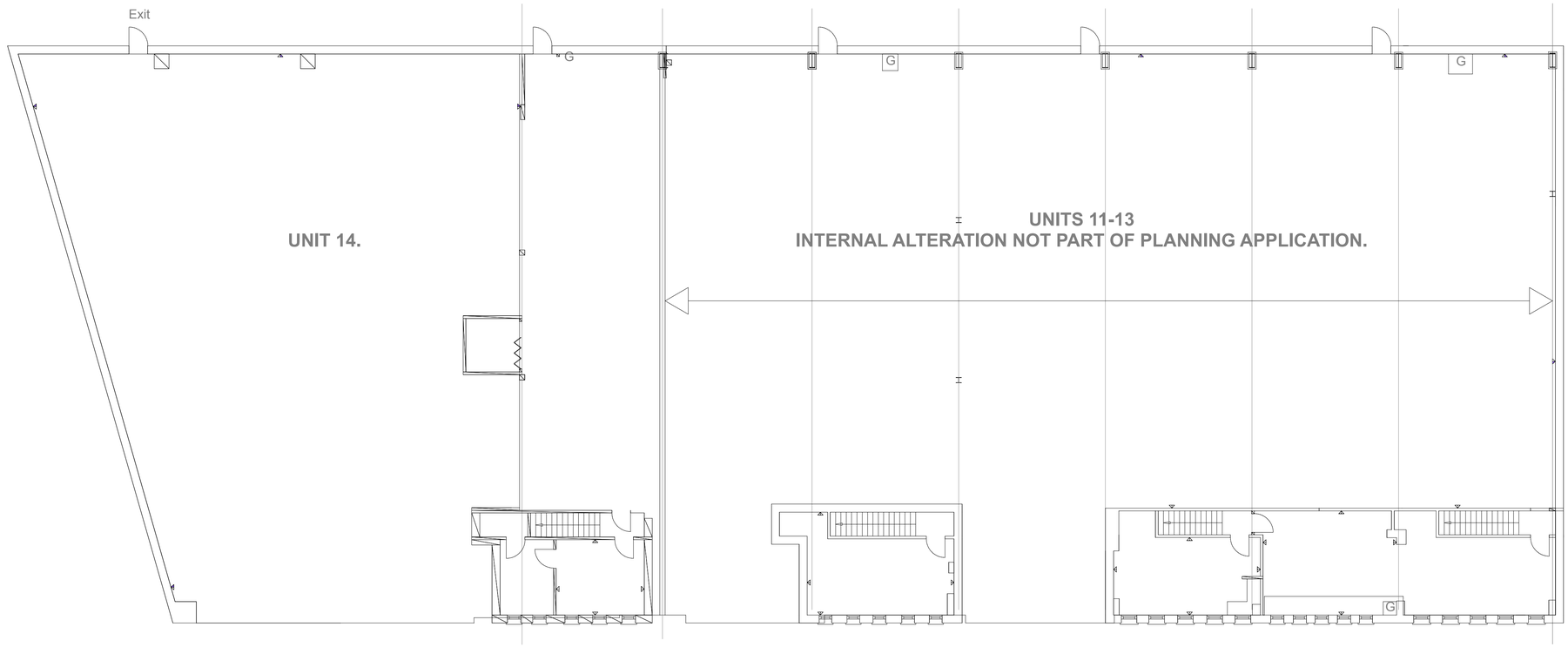

PROPOSED GROUND FLOOR PLAN 1:100

To	Encon Air	Technical Data	ACOUSTICA
Attention	Matthew Dawson	This quotation is valid for acceptance for 30 days and is subject to Acoustica Products Limited terms and conditions of sale. The products described below have parameters of recommended use and may be required to be positioned in certain configurations in relation to other equipment. Detailed specifications and Installation & Maintenance instructions are available on request, if in doubt we will be pleased to furnish the relevant data.	2 Condor Way, Whitehall Industrial Estate Essex, CO2 8JN. Tel 01206 848245 Fax 01206 700234 Email Braylor@acoustica.co
Project Title	Project Navara		
Quote Ref.	Q10511 R1		
Date	20/12/2021		
Prepared by	Bradley Taylor		
Page	1 of 1		

Reference	Model	Air Flow Vol. m^3/s	Pressure Drop (Pa)	Weight	Melinex	Static Insertion Loss (dB) at Octave Band Centre Frequency							
						63 Hz	125 Hz	250 Hz	500 Hz	1000 Hz	2000 Hz	4000 Hz	8000 Hz
Inlet ATT	R02 8-900	4.600	40	63 kg	No	2	4	7	15	19	18	10	5
Outlet ATT	R02 8-900	4.600	40	63 kg	No	2	4	7	15	19	18	10	5

UNIT 4 & 5.

PLANNING ONLY

1 2 3 4 5 6 7 8 9 10
1:100 @ A1

1 2 3 4 5 6 7 8 9 10
1:50 @ A1

Work to indicated dimensions only. All dimensions to be confirmed on site. This drawing is to be read in conjunction with other drawings in this series and all relevant consultants drawings and documentation, where applicable. This drawing has been produced for the client and project identified below and is not intended for use by any other purpose other than indicated on this drawing. Report any discrepancies on this drawing to Garrick Architects for clarification.

GARRICK ARCHITECTS
www.garrickarchitects.co.uk

Scheme
EXTERNAL ALTERATIONS TO UNITS 11 TO 13. GRANGE ROAD INDUSTRIAL ESTATE, SOUTHWICK BN42 4EN

Title
PROPOSED PLAN & ELEVTATIONS.

Client
REAL PATISSERIE

Scale
1:100 & 200 @ A1

Date
AUGUST 2021

Drawing Number **2128-P-02L**