THIS DRAWING IS NOT A SITE / CONSTRUCTION / WORKING DRAWING ISSUE
Essential planning / building regulations drawings only, client to appoint Principal Contractor (builder) who is responsible for pre construction and construction checks / design changes to suit on-site sizes / conditions.
The drawings are the copyright of online drawing uk

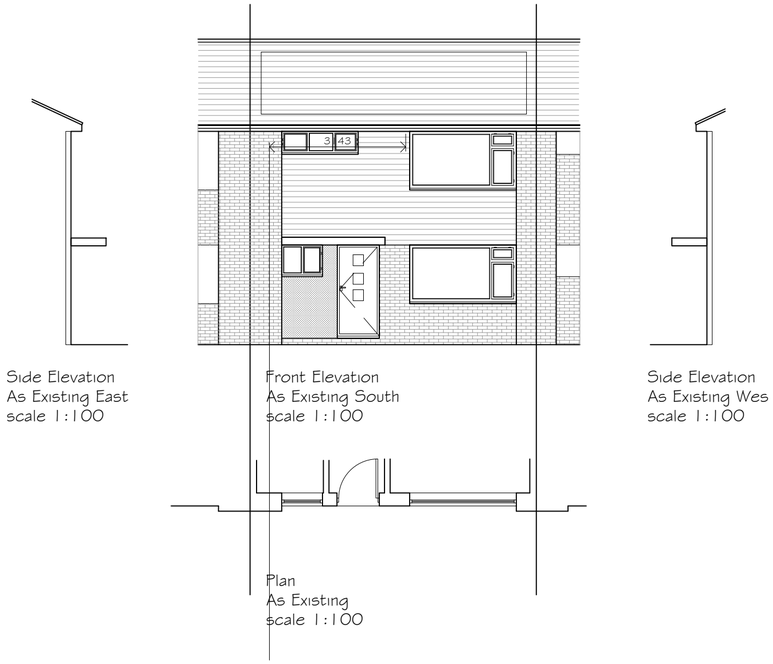

Side Elevation
As Existing East
scale 1:100

Front Elevation
As Existing South
scale 1:100

Side Elevation
As Existing Wes
scale 1:100

Plan
As Existing
scale 1:100

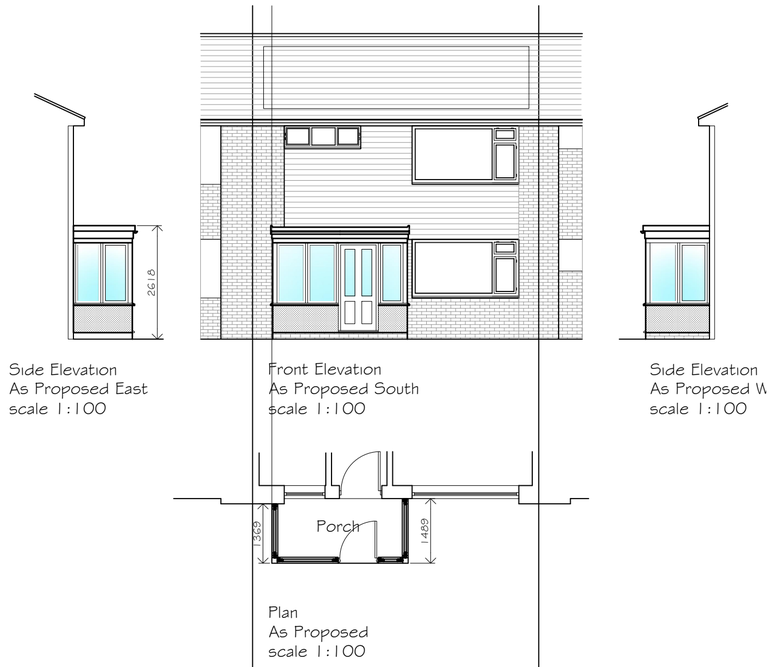

Side Elevation
As Proposed East
scale 1:100

Front Elevation
As Proposed South
scale 1:100

Side Elevation
As Proposed W
scale 1:100

Plan
As Proposed
scale 1:100

Existing Materials

Existing Walls - Facing brickwork, Render and Tile hanging
Existing Roof - Concrete tiles
Existing External Windows - UPVC [white]
Existing External Doors - UPVC [white]
Existing Rainwater Goods - UPVC [white]
Existing Fascias - UPVC [white]

0 0.51m 2m 5m
1:100

Proposed Materials

Proposed Walls - Render [white]
Proposed Roof - Glass reinforced plastic [dark grey]
Proposed External Windows - Dark Grey Aluminium double glazed
Proposed External Doors - UPVC [white]
Proposed Rainwater Goods - UPVC [white]
Proposed Fascias - UPVC [white]

0 0.51m 2m 5m
1:100

SYMBOLS, HATCH & LINETYPE KEY

- WARNING SIGNIFICANT HAZARD OR INFORMATION WHICH IS USEFUL
- ACTION (DO)
- AVOID OR REFRAIN FROM [DONT]
- ON-SITE MEASUREMENTS REQUIRED
- RELEVANT INFORMATION
- STRUCTURAL ENGINEER ITEM
- BUILDING CONTROL ITEM

BRICK, CONCRETE, BLOCK, SAND, HARDCORE, PROPOSED, GLAZING, OBSCURE GLASS

BOUNDARY
FOUL DRAINAGE
SW DRAINAGE
INSULATION
DPM, DPC, VCL, FLASHING
STRUCTURAL BEAMS
DEMOLITION AREAS

DATE	NOTES	BY	REV
18/11/24	First Draft For Client Approval	ACA	A

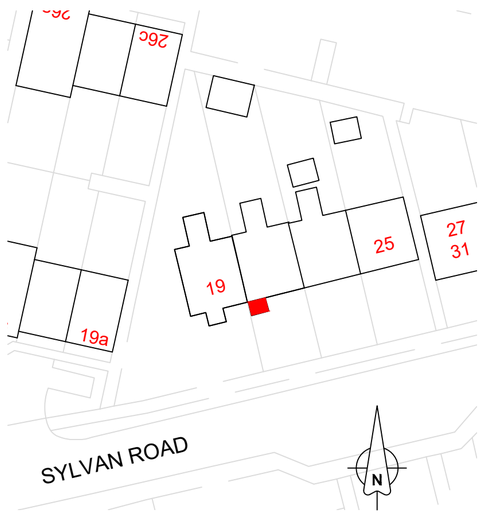

SITE BLOCK PLAN

0 5m 10m 20m
1:500

Online Drawing
Phone: 0333 3582825
Email: info@onlinedrawinguk.com
Web: www.onlinedrawinguk.com
Biz Hub Block A Melton Court Gibson Lane Melton HU14 3HH

PROJECT TITLE **Proposed Porch**	CLIENT **Mr Whitehouse 21 Sylvan Road, Sompting Lancing. BN15 0BT**			
DRAWING STAGE **Planning**	SCALE **As noted**	CHK BY **GCA**	DRAWN BY **ACA**	
SHEET TITLE **Plans and Elevations as Existing and Proposed**	PROJECT NUMBER **BN15-4105**	STAGE **PLN**	REV **D**	SHT **001**