All work to comply with building regulations and planning consent.
Workmanship and materials to comply with British standards and code of practice.
Scaled dimensions are approximate, take exact dimensions from site.
This drawing was prepared for local authority approval and not as a working drawing.
LOCAL AUTHORITY MAY SCALE THE DRAWING
Any deviation from the drawing to be agreed with the local authority.
Any queries to be agreed prior to construction.
See separate details for Structural engineers calculations.

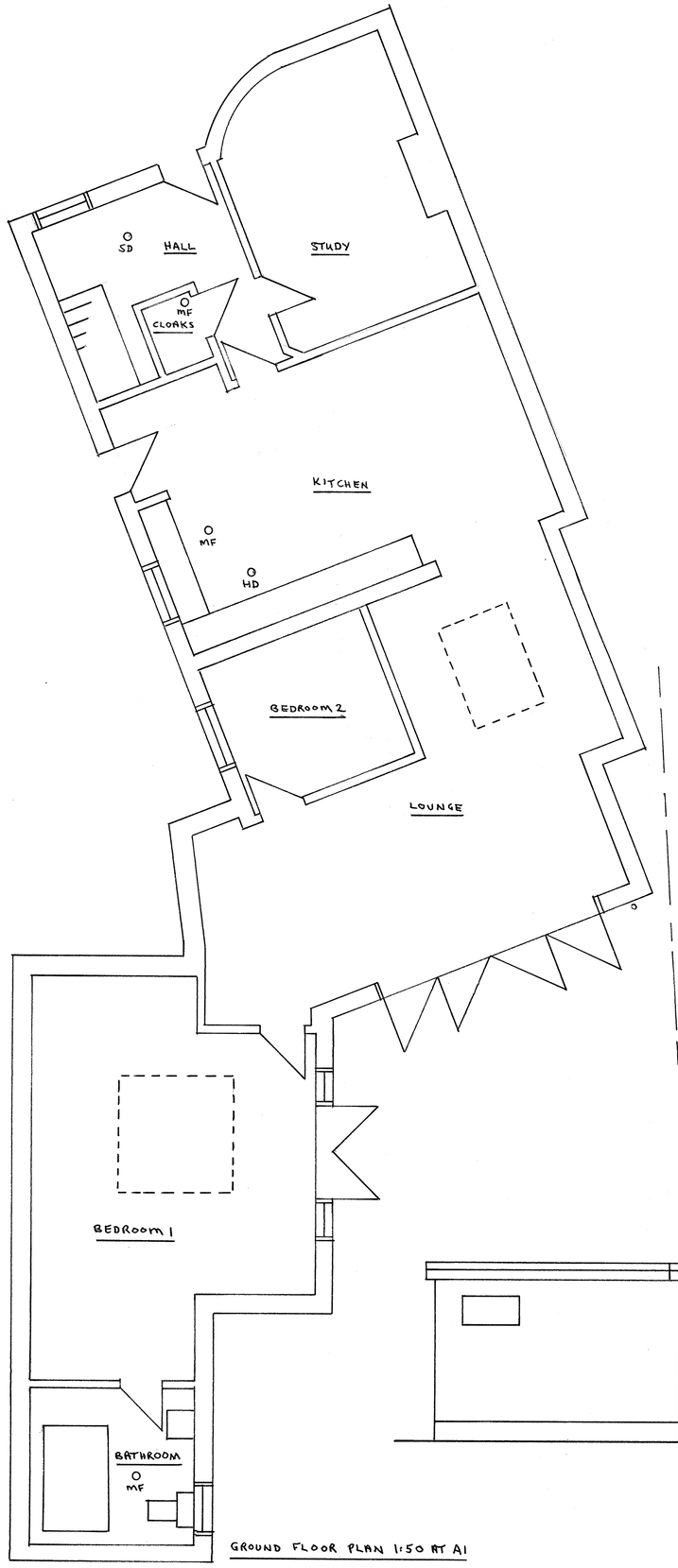

GROUND FLOOR PLAN 1:50 AT A1

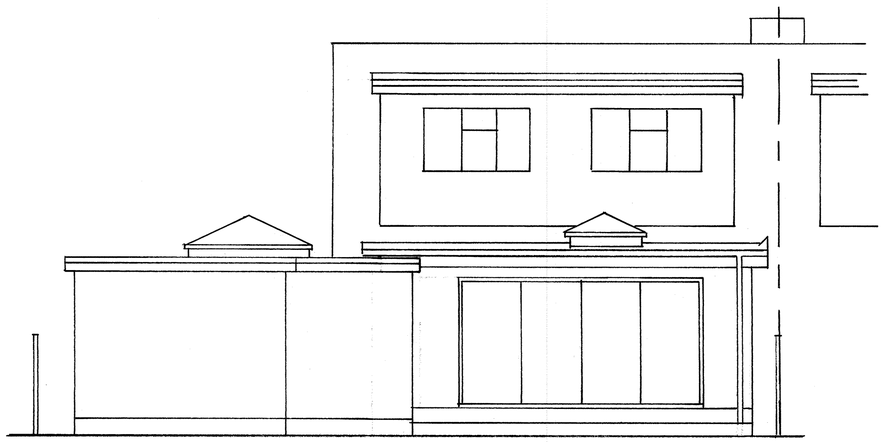

REAR ELEVATION (SOUTH) 1:50 AT A1

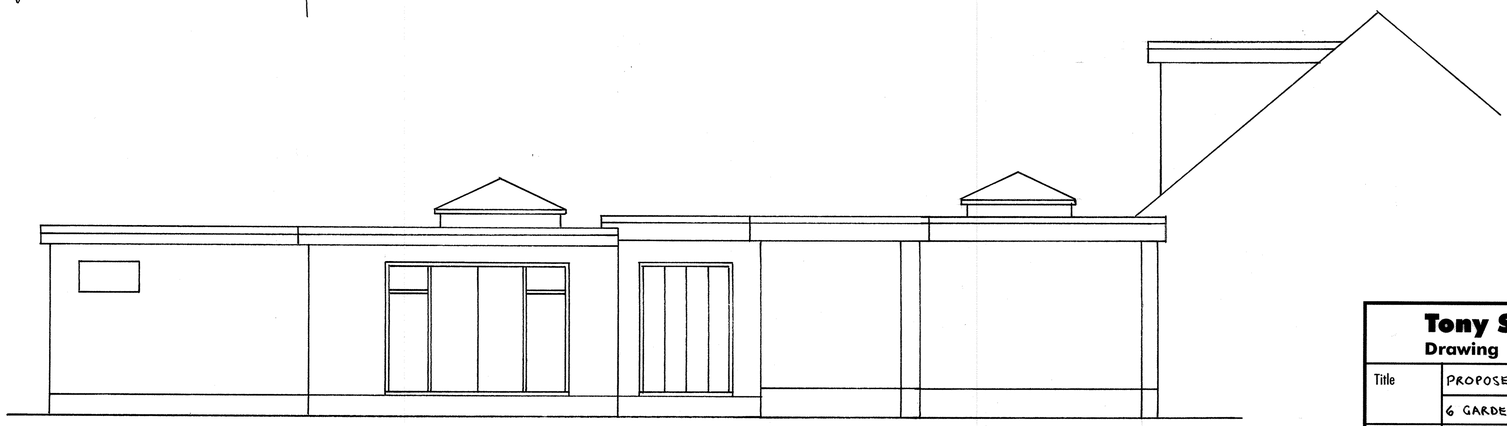

SIDE ELEVATION (EAST) 1:50 AT A1

0 1 2 1-50 3 4 5
0 1 2 1-100 4 6 8 10

Tony Standing Designs
Drawing for Domestic Extensions

Title	PROPOSED EXTENSION AND ALTERATIONS AT 6 GARDEN CLOSE, SHOREHAM BY SEA. BN43 6BR.				
Client	MRS. E. JACKSON.				
Drawn By: Date	TS MARCH 21	Drawing Revision	C1025-2 A	Scale	AS SHOWN
Mr A J G Standing 39 Hills Road, Steyning BN44 3QG		Phone: 01903 814151 / 07595 277995			

Sheet Size A1