ADUR & WORTHING
PLANNING SERVICES
PLAN | AWDM/0539/17
DATE VALID | - 4 APR 2017

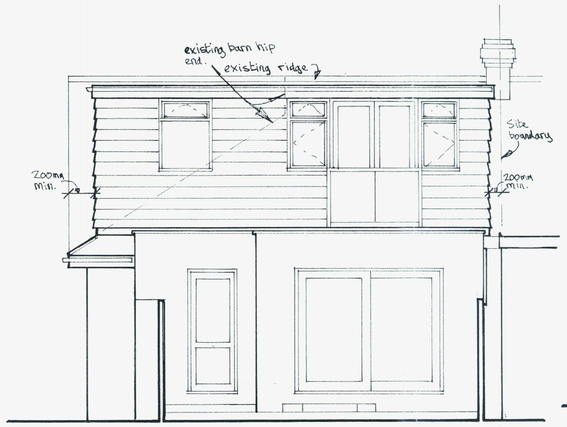

REAR ELEVATION

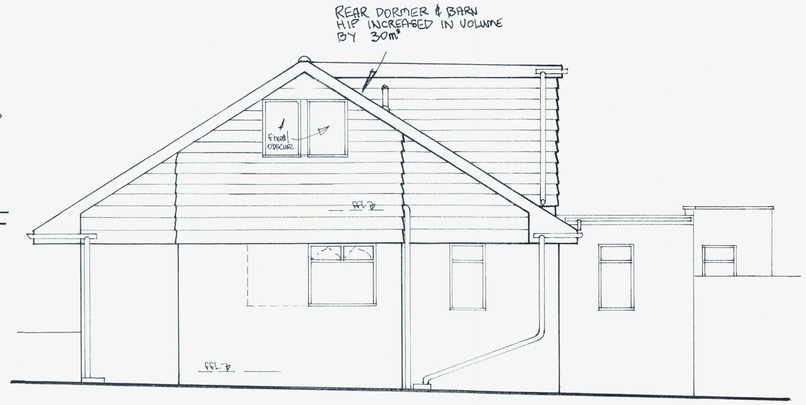

SIDE ELEVATION

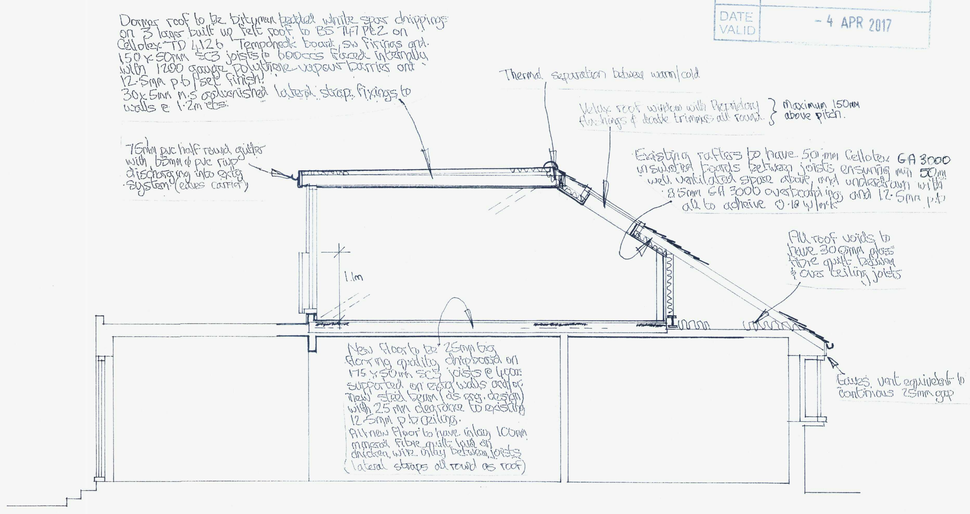

SECTION A–A

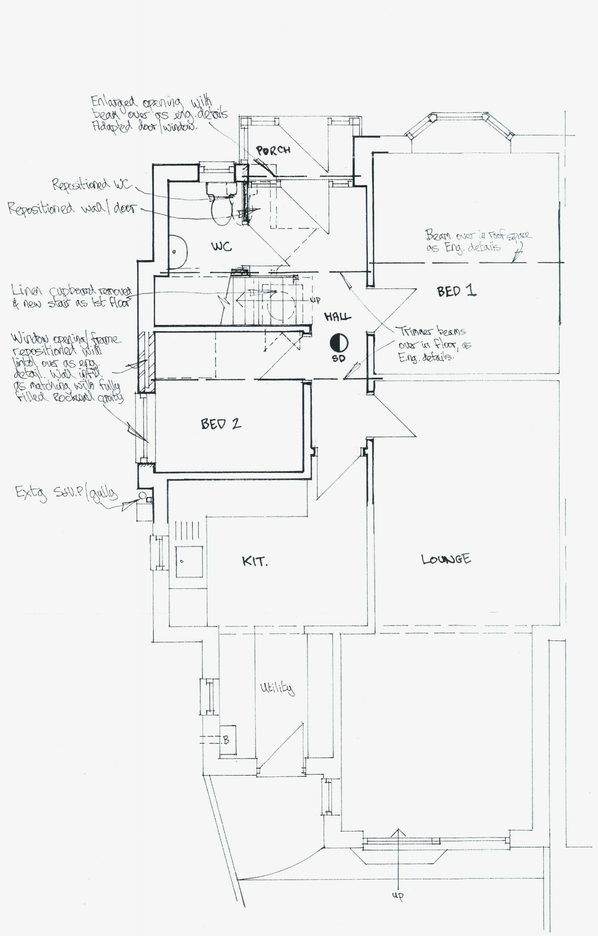

GROUND FLOOR PLAN

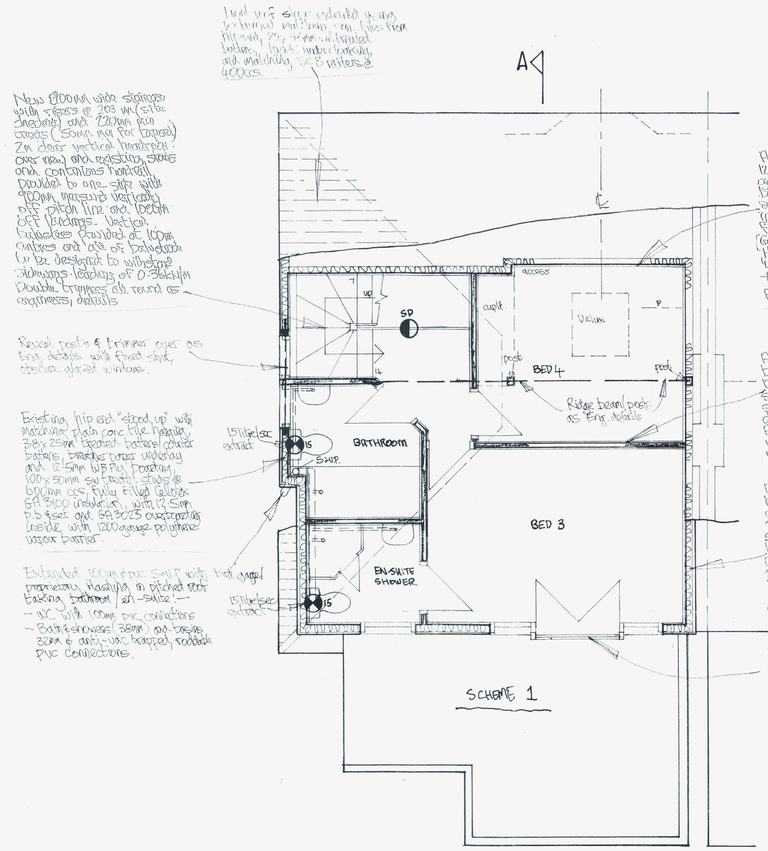

ROOF PLAN

GENERAL NOTES

01) All existing structure to be exposed as necessary to ensure extra superimposed loadings can be adequately supported.

02) All windows to new habitable rooms to have 12mm ventilation openings and 6000mm² background ventilator (bedrooms to have 4000mm² vents)
All glazing to windows to be in low E double glazed to achieve 1.8 W/m²C and to be to BS 6206 in "Critical positions with 16mm Argo filled sealed double glazing gap

03) All doors marked * to be 1¼hr FRSC standard
" " " • to be FD 20 doors, 3 hinges and fitted with intumescent 'strips'

04) SD Interlinked smoke/alarms to BS 5446 Pt2 hard wired direct to main fuse box. (See 09 below)

05) All electrical work to be to Part P, and designed, installed, inspected by competent person and fully Certified to BS 7671. (15% of new light fittings to be fitted with LOW ENERGY)

06) All existing heating & hot water services to be extended and designed, installed, tested, fully certified by GAS SAFE registered specialist including TRVs to new radiators.

07) All new beams to be supported in 12.5mm Fireline boards on 50x50mm sw cradles @ 600ccs - only steels.

08) Required 'U' values:-
Walls - 0.28 W/m²K
Slopes Roof - 0.18 W/m²K
Glazing 1.6W/m²K

1m 2m 3m 4m 5m 6m 7m 8m 9m 10m
1:50 Scale Bar

(A1 paper size)

no.	date	by	revision

project: 11, FRANKLYN ROAD SHOREHAM-BY-SEA

title: ROOF CONVERSION

GRAHAM JOHNSON DESIGNS
134 HOLLINGBURY ROAD
BRIGHTON
EAST SUSSEX BN1 7JD
Tel: 01273 821200
grahamjohnson134@aol.com

date: 3-17
scale: 1-50
drawn: G.J.
drawing number: 37078/1