Scale & plan size	DWG.NO.	L.L Clay
1:50 @ A3 1:25 @ A2	1:100 @ A3	July 2013

ARCHITECTURAL DESIGN

LAWLEY CLAY

TELEPHONE 01293 852888
E-Mail billlawley@sky.com
Web site: www.billlawley.co.uk

CLIENT : Mr C Rogers

BN43 5WA
West Sussex
Storrington
20 Glovk Hill Road

Project: Proposed Extension

PLANS PROPOSED

1	No trees on site within 12m of proposal	
2	Single storey dwelling: not applicable	
3	Flat roof covering to be minimum 1:40 type 1F with rating AA, AB or AC, AND TO BS476	
4	Provide layer of 200 g polythene over roof insulation	
5	Ground to be tested for contamination and environmental protection department contacted if any found	
6	Drainage for surface water to be connected to existing system as specified, OR to site assessment with view soakaways 2.000 litres	
7	Energy efficient light fitting to be provided at rate of 3 per 4 fittings	
8	How dwelling and sized to emit no de-atmos of 100 gas	

1	No trees on site within 12m of proposal	
2	Single storey dwelling: not applicable	
3	Flat roof covering to be minimum 1:40 type 1F with rating AA, AB or AC, AND TO BS476	
4	Provide layer of 200 g polythene over roof insulation	
5	Ground to be tested for contamination and environmental protection department contacted if any found	
6	Drainage for surface water to be connected to existing system as specified, OR to site assessment with view soakaways 2.000 litres	
7	Energy efficient light fitting to be provided at rate of 3 per 4 fittings	
8	How dwelling and sized to emit no de-atmos of 100 gas	

AMENDMENTS

1	No trees on site within 12m of proposal	
2	Single storey dwelling: not applicable	
3	Flat roof covering to be minimum 1:40 type 1F with rating AA, AB or AC, AND TO BS476	
4	Provide layer of 200 g polythene over roof insulation	
5	Ground to be tested for contamination and environmental protection department contacted if any found	
6	Drainage for surface water to be connected to existing system as specified, OR to site assessment with view soakaways 2.000 litres	
7	Energy efficient light fitting to be provided at rate of 3 per 4 fittings	
8	How dwelling and sized to emit no de-atmos of 100 gas	

L.L Clay — 2nd August 2013

SIDE ELEVATION

SECTION C-C

REAR ELEVATION

CONSTRUCTION

ROOF

3 layer built up felt to BS 747 on 12mm exterior ply deck on 100x50 rafters @ 400 c/c with 25mm insulation between and over. Provide 50mm ventilation to eaves and ridge with GRP tiles to match existing. Provide 150mm overhang to eaves with 100mm fascia and 150mm soffit. Provide 100mm gutter and 68mm dia. PVC downpipes.

WALLS

Cavity walls to 3 skins, brick work outer to match existing: provide 100 cavity and 100 Thermalite inner skin. Lay fill cavity with 100 Rockwool to 300 below DPC

Provide 4No. D.P.C. 225 approx thorough jabbed to external and to front D.P.M.

Provide Thermoplate cavity closers to reveals and soffits and sill to front skin

CUT TOOTH and bond outer skin skin to existing at 450 vertically staggered, coursed at levels

Form all piers and internal pieces as calculations.

Provide block structure at perimeter and at joists

Provide, Minimum depth 20 x 215 mm X 20 skirts to joists 300 x 20 @floors

All constructed on:

Provide close ventilation to roof to equivalent of 1sh mtr CP Threshold:

Provide 4No. 2 layer DPC to internal walls and piers

Provide 10 air bricks to rear elevation

LINTOLS

Provide lintol over doors and windows as shown and as detailed on C&C's

ROOF INSULATION

Provide 300mm Celotex insulation to flat roof. Roof insulation to be continuous with cavity wall insulation and allow for 50mm air gap over to roof void and as eaves

FASCIAS AND SOFFITS

In UPVC: Allow for min 25mm eave ventilation gap behind fascia

FLASHINGS

Provide cd lead flashing to abutment and cavity tray

GUTTERS AND D.W.P.S

New 100 DIA UPVC Outlet to match and connected to existing RAIN water pipe as shown.

WINDOWS

Double glazed UPVC windows glazing to meet 25mm minimum filled gap, low "E" coated glass

Provide new window to existing patttress window with TA 1200 ABOVE FLOOR LEVEL

Provide obscure glazing to first 1.7m above floor level in bathroom and ensuite

obscure glazing to be obtainable. 6000 mmm trickle vents at 1.7m above floor level in bathroom and ensuite

Provide new in side wall Window to existing frame

Provide window to existing pattress window to be obscure glazed to BS 5250

Window to main elevation 450mm min from boundary

obscure glass to 1.7m above floor level

Cleaned to current steps to be foundered or refer glass to BS 6206

FOUNDATIONS

Minimum depth: 1.00m: Concrete 250 deep x 600 wide

EXCAVATE AND DISPOSE

Check existing footings for bier pases as suitable site conditions.

and as calculations, refer as to drains

BEAMS

Calculations and details

Install all beams to structural Engineers instell

NB: New Floor to be laid built level with existing

Up existing floor assumed to be solid construction

FLOOR

Floor level

Concrete laid on 1000 Vapour DPM and 75mm sand blinded over 100mm compacted hardcore

80mm Screed laid on 100mm Celotex and 600 gauge DPM

Provide full block structure to joists at eave

Cut existing tetter to wall line

Min 25 edge/joist next dpc to eaves

Allow for 25mm air ventilation dpc over insulation

centres

3.00cts with 2000 X 2 x 90 deg steel straps at 6000

joists to be packed and strapped to wall plates at midpoint to each span

Provide block structure at perimeter and at joists

Finish: Minimum depth 20 < 215 mm X 20 skirts to joists 300 x 20 @floors

All constructed on:

Provide 4No. 2 layer DPC to internal walls and piers

Provide close ventilation to roof to equivalent of 1sh mtr CP Threshold:

Provide 10 air bricks to rear elevation

LINTOLS

Provide lintol over doors and windows as shown and as detailed on C&C's

ROOF INSULATION

Provide 300mm Celotex insulation to flat roof. Roof insulation to be continuous with cavity wall insulation and allow for 50mm air gap over to roof void and as eaves

FASCIAS AND SOFFITS

In UPVC: Allow for min 25mm eave ventilation gap behind fascia

FLASHINGS

Provide cd lead flashing to abutment and cavity tray

GUTTERS AND D.W.P.S

New 100 DIA UPVC Outlet to match and connected to existing RAIN water pipe as shown.

WINDOWS

Double glazed UPVC windows glazing to meet 25mm minimum filled gap, low "E" coated glass

Provide new window to existing patttress window with TA 1200 ABOVE FLOOR LEVEL

Provide obscure glazing to first 1.7m above floor level in bathroom and ensuite

obscure glazing to be obtainable. 6000 mmm trickle vents at 1.7m above floor level in bathroom and ensuite

Provide new in side wall Window to existing frame

Provide window to existing pattress window to be obscure glazed to BS 5250

Window to main elevation 450mm min from boundary

obscure glass to 1.7m above floor

Cleaned to current steps to be foundered or refer glass to BS 6206

BOILER

Existing boiler to be checked for adequacy and if required.

Appliance to be class 3 or B, commissioned certificate to be loaded with BCO

DRAINS

Foul: Not affected

Surface water As existing.

PLASTERING

Existing brick work to have full applied ont coat and min 12mm render coat applied.

Apply two coats Carlite bitstar, tonally coat to new and existing masonry and textured walls.

12.5 bitstarboard, screw and rel to ceiling. Excess paper in 3 layer bitstarboard to give 4/ hour fire protection

SMOKE ALARMS: Heat detectors

Provide smoke/Heat detector system to B.S. 5839. Heat and Smoke detectors to be positioned in major obstacles with pattern pack rib.

Kitchen and hall.

Electrical Lighting: Heating

All Electrical work required to meet the requirements of Part P (Electrical safety) must be designed, installed inspected and tested by a person competent to do so.

Part to completion the Council should be notified after Part P has been complied with. The work requires an appropriate BS 7671 Electrical Installation Certificate to be issued by a person competent to do so.

HEAT SMOKE DETECTORS

Heat/Smoke detection system to be installed to BS5839-Detectors to be main obstacle with pattern pack rib and interlinked

LIGHTING

Energy Efficient lighting to be provided to new rooms at: 3 per every 4

Ultraviz 1.6 to be 1/24 of lifting

Lighting outlets to be only able to take lamps with luminous efficacy of not greater than 45 luminarycircle watt

HEATING

Thermostatic valves to be provided to new radiators

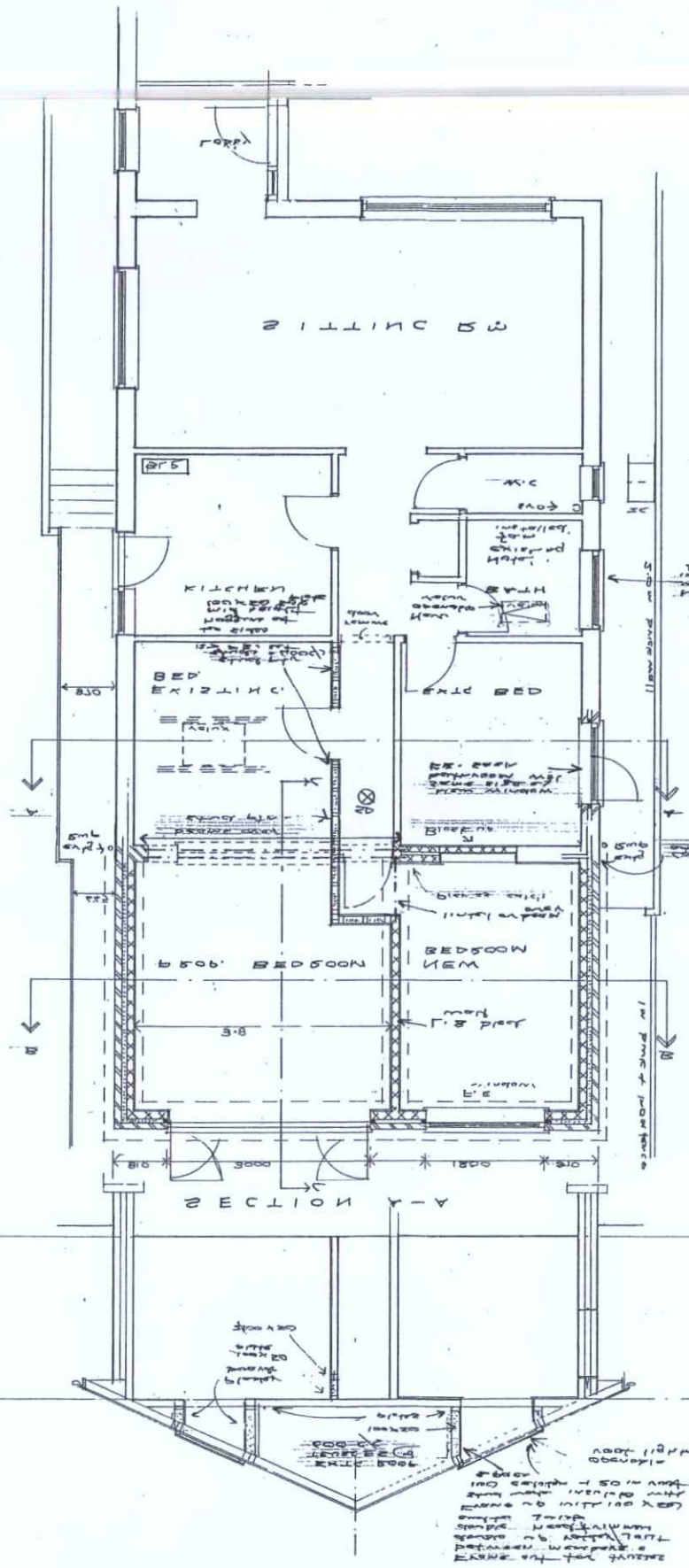

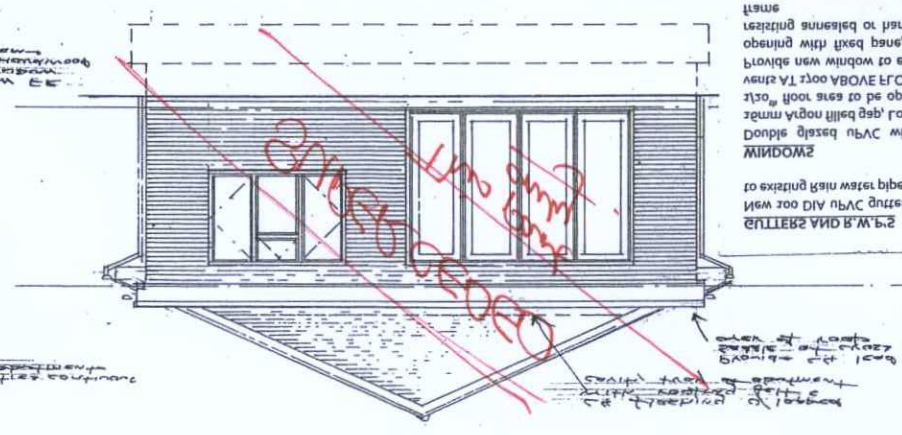

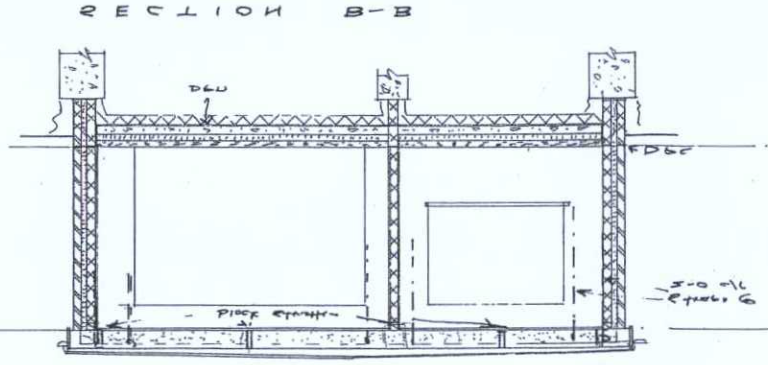

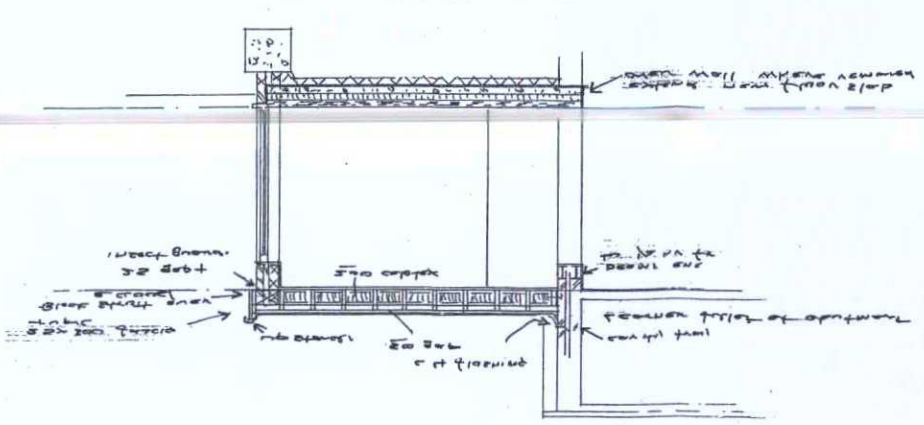

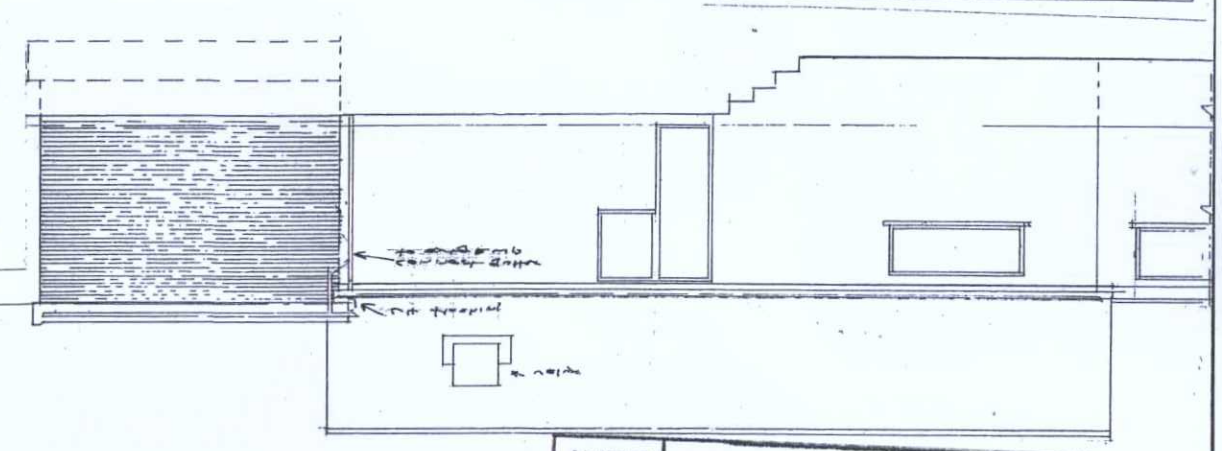

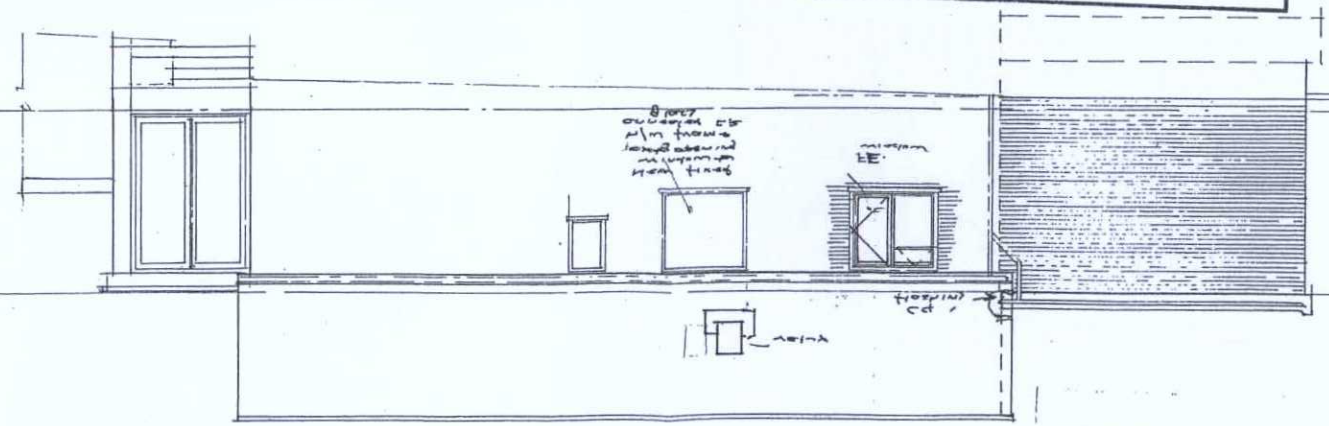

PLANNING SERVICES
ADUR & WORTHING

PLAN	AWDM/1060/13
DATE	15 SEP 2013
VALID	