


## Existing South (front) Elevation
Scale 1:100 at A1

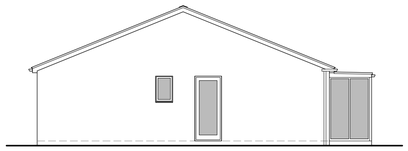

## Existing West (side) Elevation
Scale 1:100 at A1

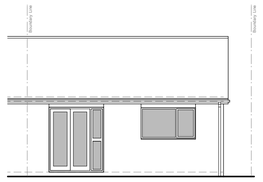


## Existing North (rear) Elevation
Scale 1:100 at A1

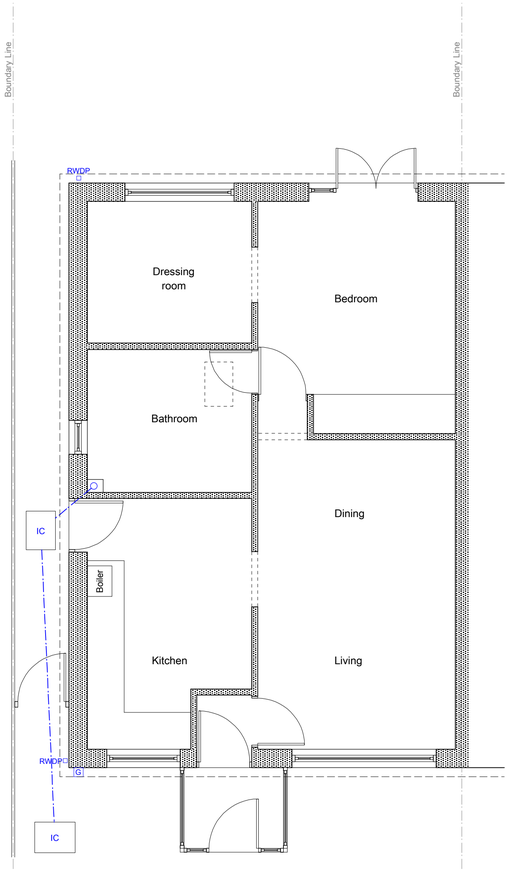


## Existing Ground Floor Plan
Scale 1:50 at A1

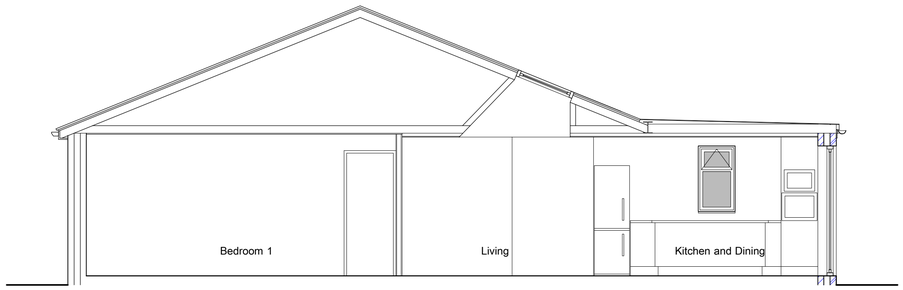


## Proposed Section A - A
Scale 1:50 at A1

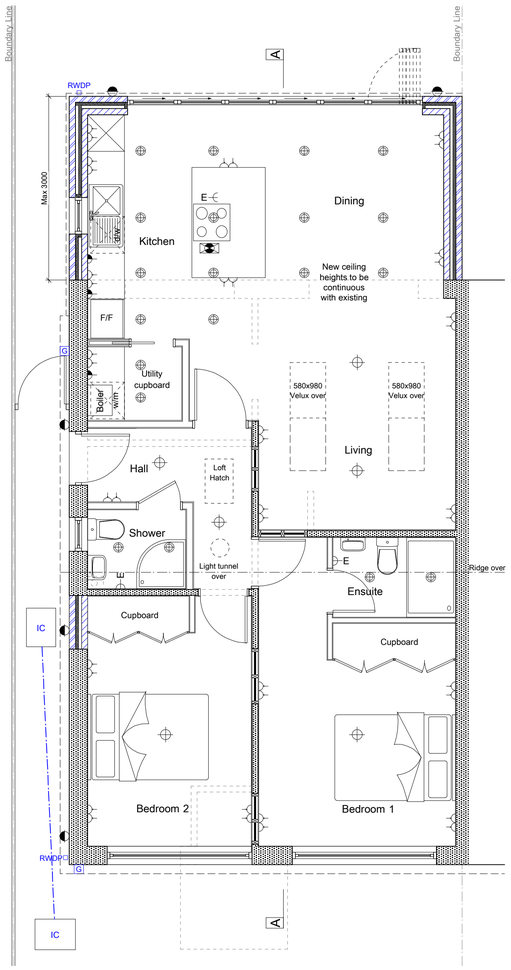


## Proposed Ground Floor Plan
Scale 1:50 at A1

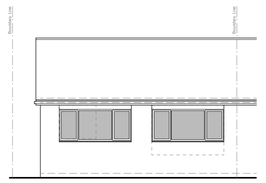


## Proposed South (front) Elevation
Scale 1:100 at A1

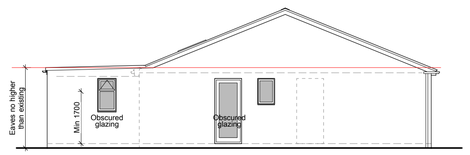


## Proposed West (side) Elevation
Scale 1:100 at A1

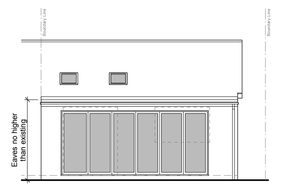


## Proposed North (rear) Elevation
Scale 1:100 at A1

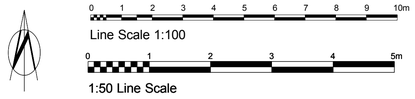


KEY:

- IC — Inspection chamber
- HW — Hot water tank
- C — Carbon monoxide detector and alarm
- H — Mains interconnected heat detector with battery back up
- S — Mains interconnected smoke detector with battery back up
- V — Mechanical ventilation
- Radiator/towel rail
- RWDP — 68mm rain water down pipe
- SVP — 100mm soil and vent pipe
- VP — 75mm vent pipe
- AAV — Air Admittance Valve
- FD30SC — Self closing 30 min resisting fire door
- Removed element
- Stuctural element
- Drainage
- Low energy pendant light fitting
- Low energy downlighters
- E — Single switched fused spur for extract fan at 2200mm above FFL
- Double electric socket
- Single electric socket under counter
- Cooker switch
- External light

Notes:
All sockets 600mm to bottom of plate above FFL
All light switches etc 1200mm to top of plate above FFL
Utility sockets to be one tile above worktop to the u/s plate
All sockets within reach of sink to be under counter and 600mm above FFL

Exact positions and quantities of lights and sockets to be agreed on site with client prior to installation

| No. | Date | Description of revision |
|---|---|---|
| A | 31/10/2018 | Reduced proposed eaves height |

**Colin & Gavin Humphrey Chartered Architects** ©
Priory Barn, Wilmington, Polegate, E.Sussex, BN26 5SL
T: 01323 870764 E: gavin_humphrey@yahoo.com

| | |
|---|---|
| Client: Ms Niki Cuthell | Drawing number: 18-162-02 |
| Drawing: Existing and proposed plan and elevations | Revision: A |
| Project: Rear extension and remodeling: 32 The Meadway, Shoreham, BN43 5RP | Scale: 1:50 at A1 |
| | Date: 17/09/2018 |
| | Drawn: G Humphrey |

The Contractor is responsible for checking all dimensions on site before work commences, and/or preparation of any shop drawings and report any discrepancies, errors or omissions to the Architect immediately.
This drawing must be read in conjunction with other relevant drawings, specificarions and details. Do not scale from drawing.
The design and drawing is the Architect's Copyright and shall not be reproduced nor used in whole or in part without the Architect's written permission.