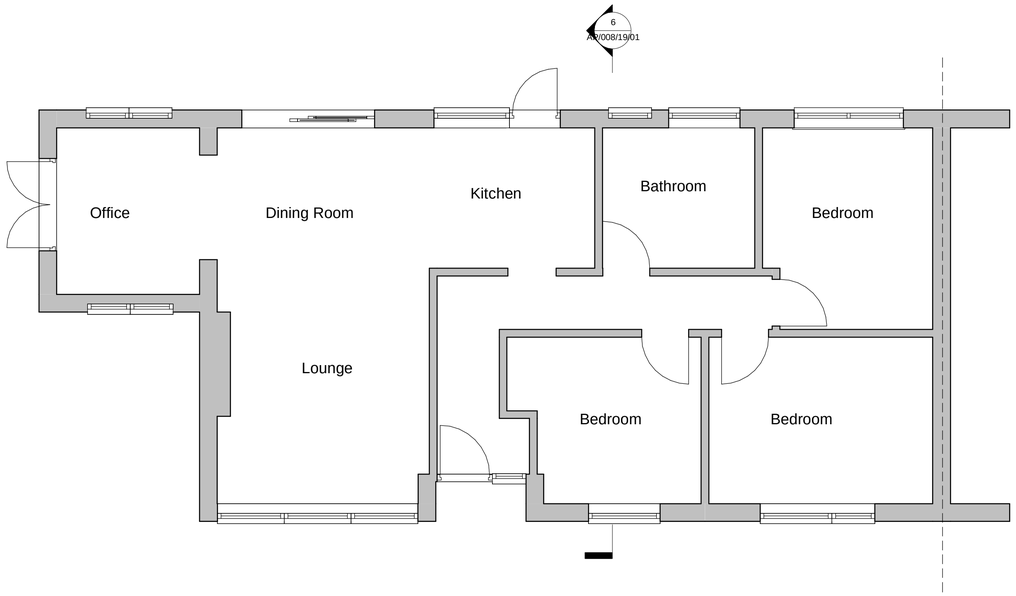

1 Ground Level
1 : 50



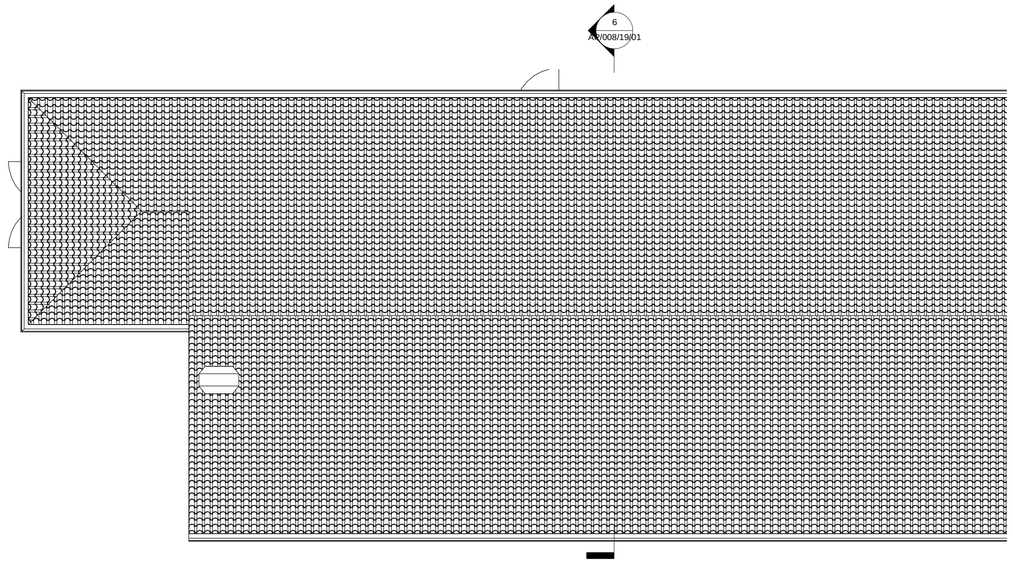

7 Roof
1 : 50

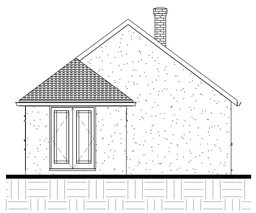

5 Side Elevation (South)
1 : 100

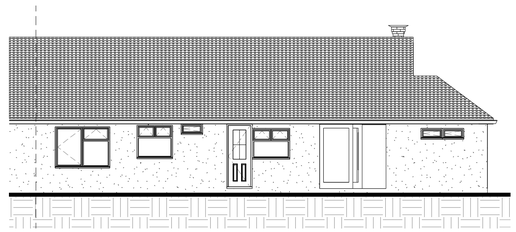

4 Rear Elevation (West)
1 : 100



2 Front Elevation (East)
1 : 100

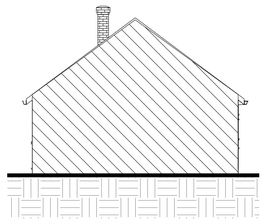

3 Party Wall (North)
1 : 100

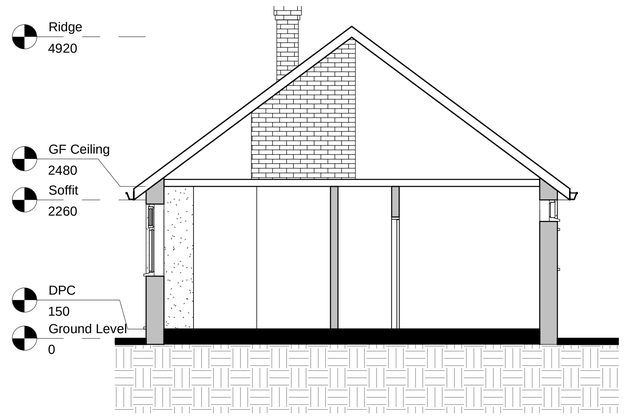

6 Section A-A
1 : 50

0m 1m 2m 3m 4m 5m

VISUAL SCALE 1:50 @ A1

0m 2m 4m 6m 8m 10m

VISUAL SCALE 1:100 @ A1

All dimension to be verified on site, any discrepencies to be reported to Designer prior to setting out or ordering of any materials.

This drawing has been produced for the specific client and project identified below and is not intended for use by any other person or for any other purpose.

This drawing is protected under The Copyright, Designs and Patents Act 1988.

Revisions

Client

Mr M Ansell

Project Address

1 HeadBorough
Alma Street
Lancing
BN15 8AX

Project

Loft Conversion

Drawing Title

Existing Plans, Section & Elevations

Drawing number	Rev
AP/008/19/01	

Scale:	Paper Size:
As indicated	A1