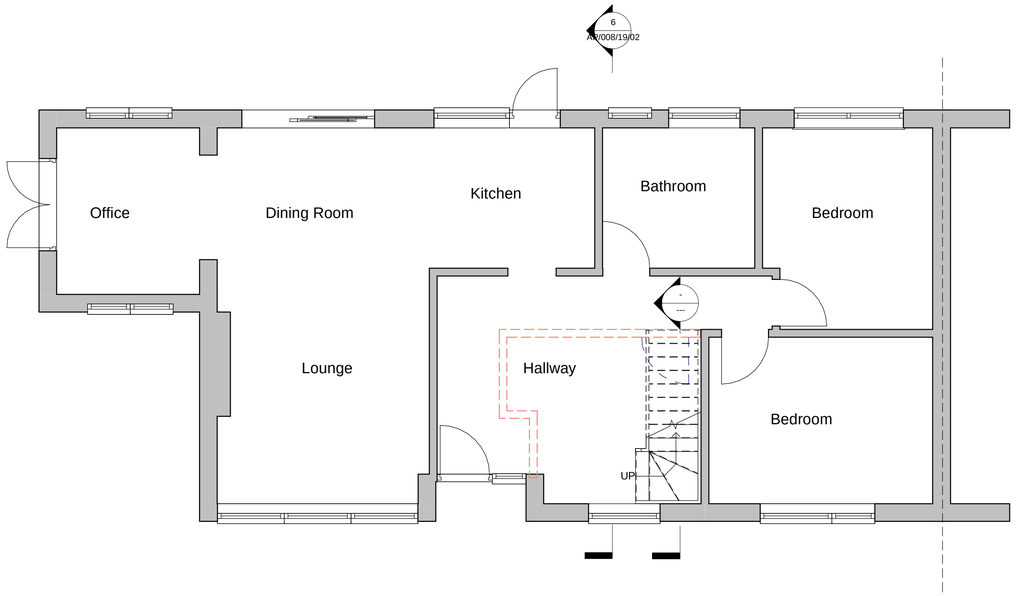


## 1 Ground Level
1 : 50




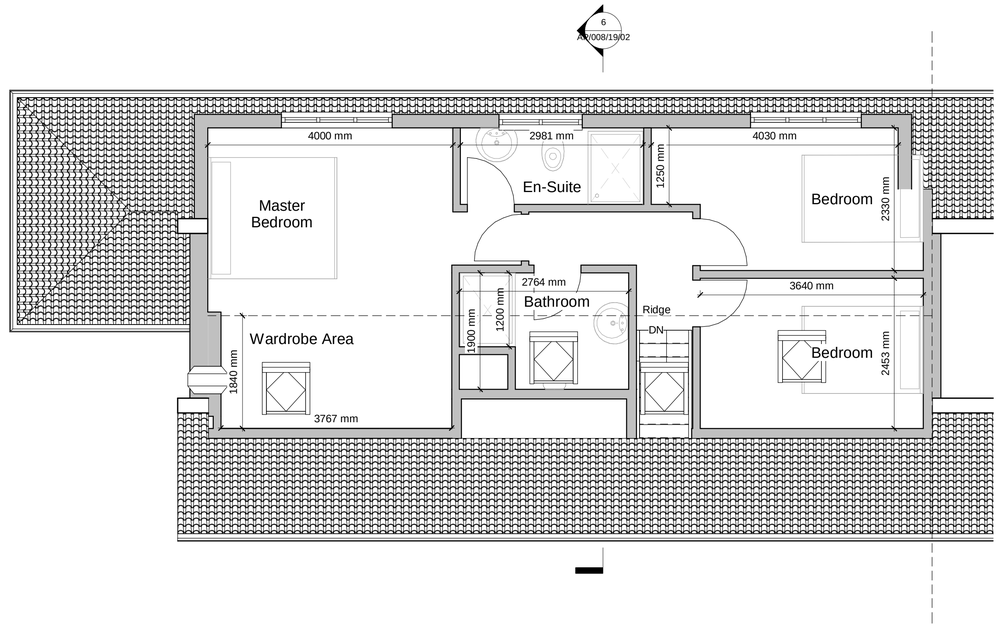


## 8 Loft Level
1 : 50

Rear Dormer Conforms with PD - 40.6 m3

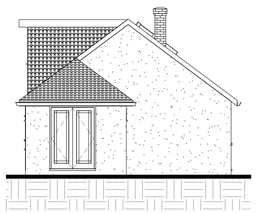

## 5 Side Elevation (South)
1 : 100

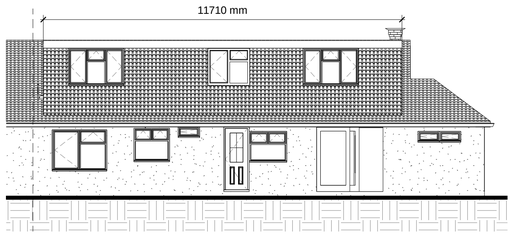


## 4 Rear Elevation (West)
1 : 100



## 2 Front Elevation (East)
1 : 100

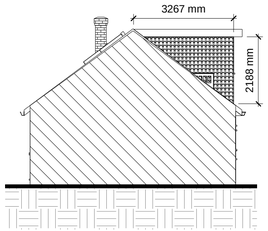


## 3 Party Wall (North)
1 : 100

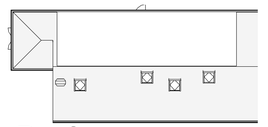

## 7 Roof
1 : 200

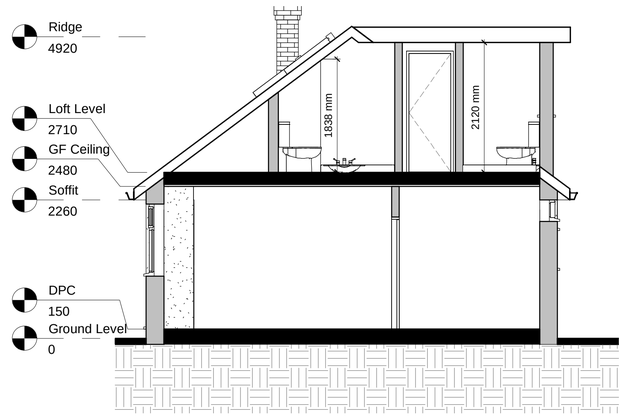


## 6 Section A-A
1 : 50

0m 1m 2m 3m 4m 5m
VISUAL SCALE 1:50 @ A1

0m 2m 4m 6m 8m 10m
VISUAL SCALE 1:100 @ A1

0m 4m 8m 12m 16m 20m
VISUAL SCALE 1:200 @ A1

All dimension to be verified on site, any discrepencies to be reported to Designer prior to setting out or ordering of any materials.

This drawing has been produced for the specific client and project identified below and is not intended for use by any other person or for any other purpose.

This drawing is protected under The Copyright, Designs ct 1988.

Revisions

Client
Mr M Ansell

Project Address
1 Headborough
Alma Street
Lancing
BN15 8AX

Project
Loft Conversion

Drawing Title
Proposed Plans, Section & Elevations

Drawing number
AP/008/19/02

Rev
B

Scale:
As indicated

Paper Size:
A1