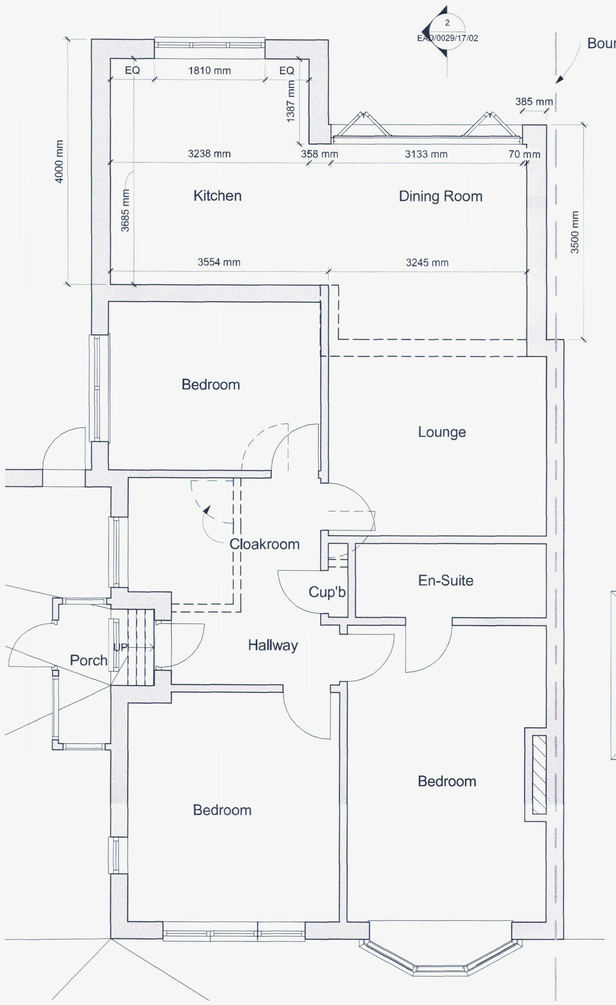

1 Floor Plan
1 : 50

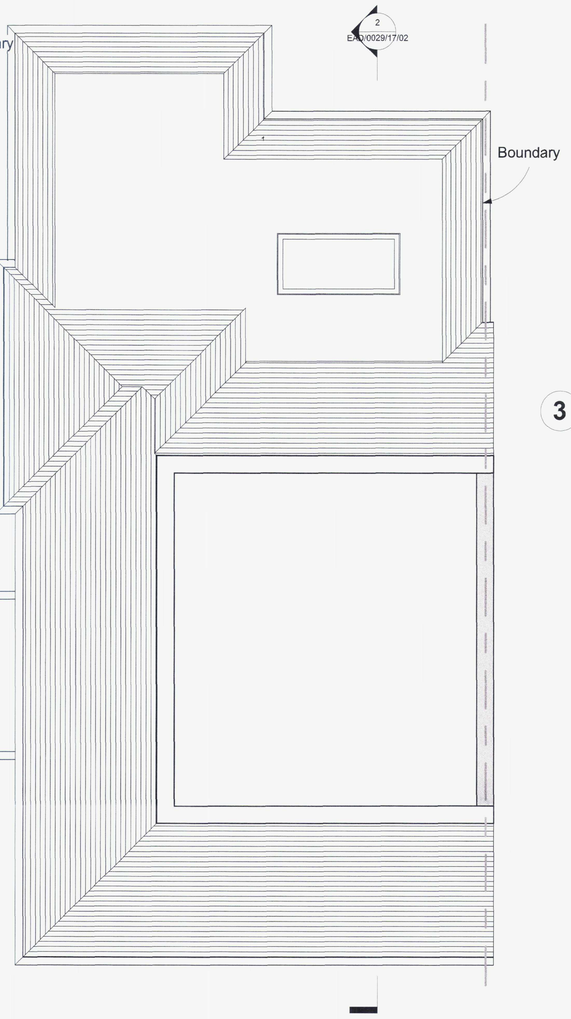

8 Loft Level
1 : 50

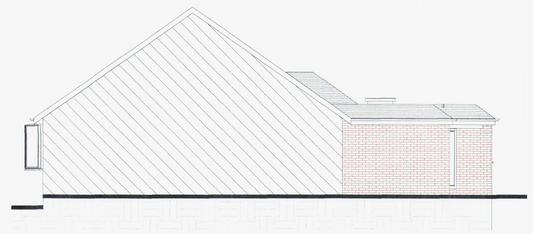

3 East
1 : 100



4 North
1 : 100



5 South
1 : 100



6 West
1 : 100

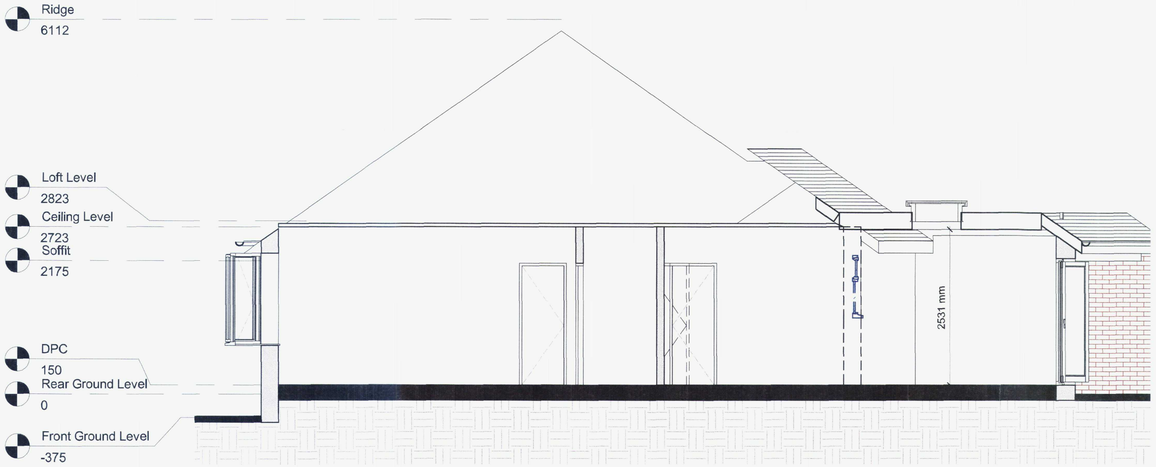

2 Section A-A
1 : 50

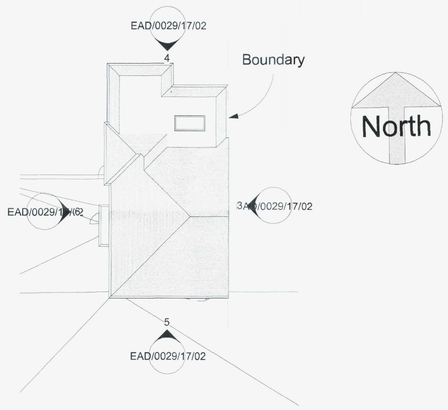

7 Site
1 : 200

0m 1m 2m 3m 4m 5m
VISUAL SCALE 1:50 @ A1

0m 2m 4m 6m 8m 10m
VISUAL SCALE 1:100 @ A1

Notes:

1. THE COPYRIGHT OF THIS DRAWING IS VESTED IN EMPIRE ARCHITECURAL DESIGNS AND IT MAY NOT BE REPRODUCED IN WHOLE OR PART OR USED FOR THE MANUFACTURE OF ANY ARTICLE WITHOUT THE EXPRESS PERMISSION OF THE COPYRIGHT HOLDERS.

2. WORK TO FIGURED DIMENSIONS ONLY.

3. THIS DRAWING IS TO BE READ IN CONJUNCTION WITH ALL RELEVANT ARCHITECT'S, SERVICE ENGINEER'S AND EMPIRE ARCHITECURAL DESIGNS DRAWINGS AND SPECIFICATIONS.

AMENDMENT

1056/17
Rec 23/5/17

Revision Number	Revision Description	Issued by	Revision Date
A	Removal of The loft Conversion and Alter the Rear Extension	AP	23/08/17

STATUS: PLANNING ISSUE

Empire Architectural Design
E: enquiries@empire-designs.co.uk
T: 01273 934907
www.empireconstructiongroup.co.uk

Office 2, Hall Business Centre,
41 Dolphin Road,
Shoreham BY Sea,
BN43 6AP

CLIENT: Mr Ben Hall & Miss Jess Clark
27 Holmbush Way
Southwick
BN42 4YA

DRAWING: Loft Conversion & Single Storey Rear Extension

TITLE: Proposed Plans & Elevations

SCALE AT A1:	DATE:	DRAWN:	CHECKED:
As indicated	28/06/17	AP	

PROJECT NO:	DRAWING NO:	REVISION:
HOLM_WY	EAD/0029/17/02	A