The contractor is responsible for setting out and must check all levels and dimensions prior to work being put in hand.

This drawing may be scaled for planning purposes only. For construction purposes only written dimensions are to be taken in respect of this project.

Rev	Date	Comment
A	12.12.17	Description amended as requested by Planning Officer.



Existing North (Front) Elevation 1:100

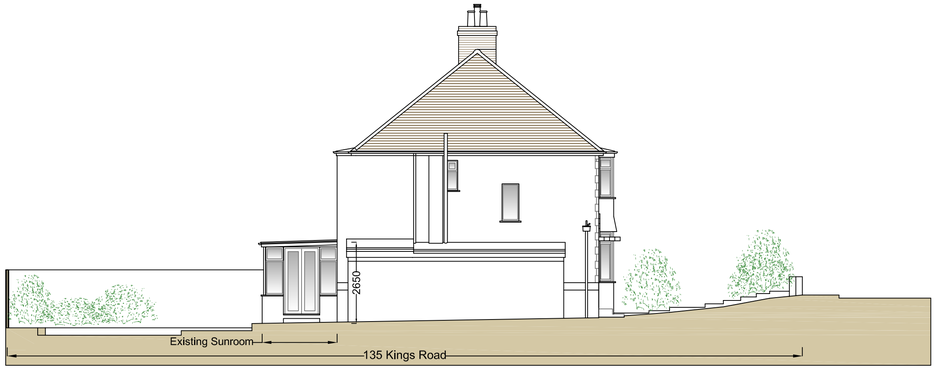

Existing East (Side) Elevation 1:100

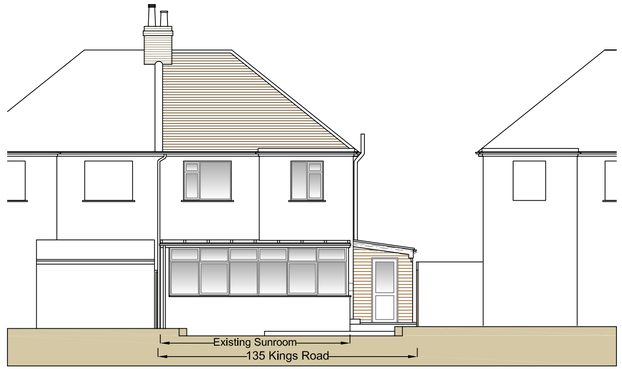

Existing South (Rear) Elevation 1:100

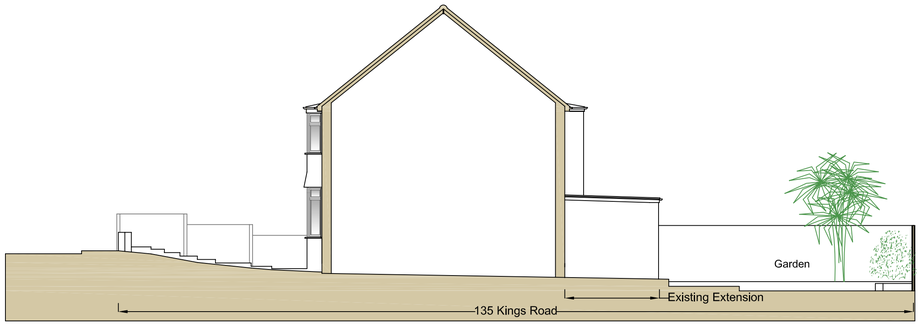

Existing West (Side) Elevation 1:100

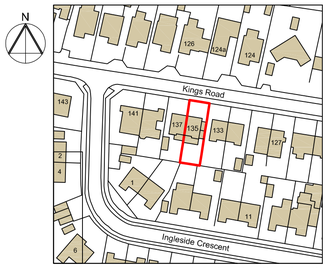

Location Plan
1:1250

Key:-

- Indicates existing walls.
- Indicates new / infill walls.
- Indicates line of walls to be removed.
- Indicates line of structure over.
- Indicates line of structure under.

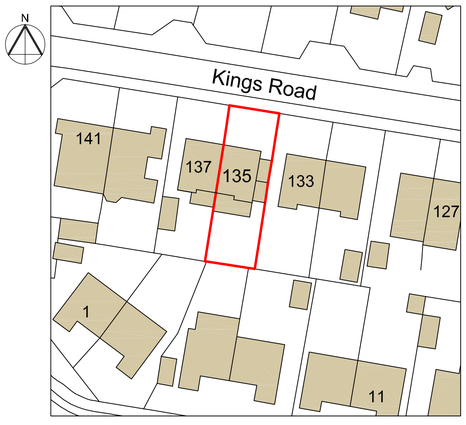

Block Plan
1:500

0 1 2 3 4 5 10 15 20 25
Metres 1:500 Scale Bar

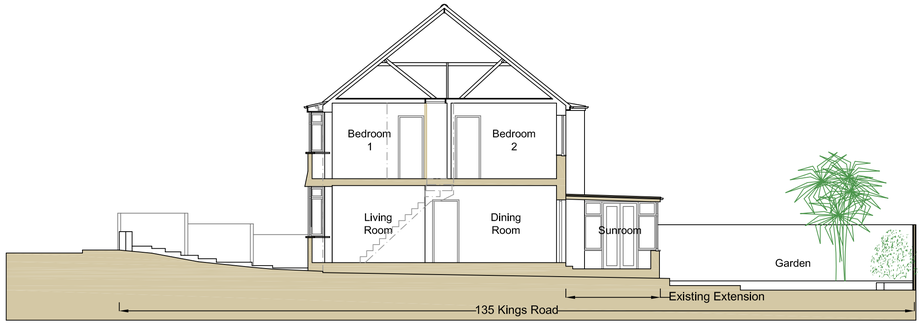

Existing Section A-A 1:100

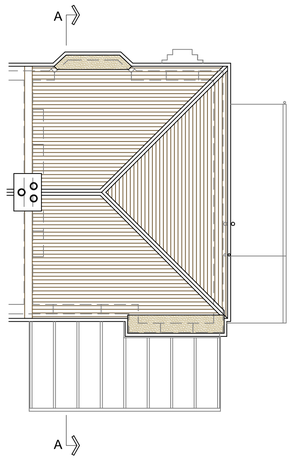

Existing Roof Plan
1:100

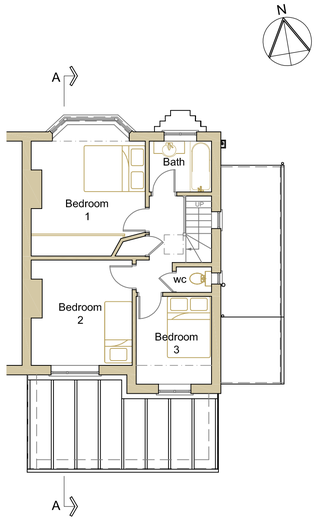

Existing First Floor Plan
1:100

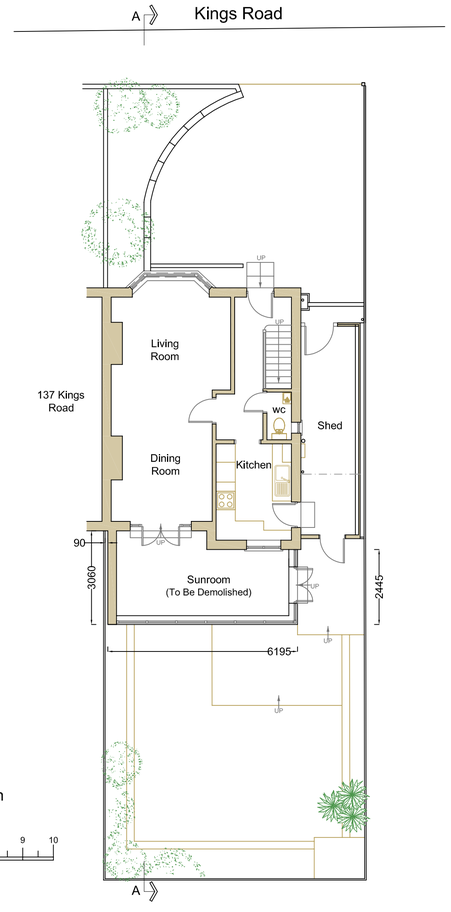

Existing Ground Floor / Site Plan
1:100

0 1 2 3 4 5 6 7 8 9 10
Metres 1:100 Scale Bar

Schedule Of Existing Materials:-

Roof - Tiled pitched roof to house.

Walls - White finish rendered masonry walls.

Doors & Windows - White Upvc double glazed.

Rainwater Goods - Finished black.

J H Pfeiffer
BA Hons Dip Arch
Architecture & Design

76 Brougham Road
Worthing, West Sussex, BN11 2NU
Tel: 07776 253076
E-mail: heidipfeiffer@hotmail.com

Project:-
Single Storey Rear Extension to South Elevation to replace existing Conservatory, together with the provision of a raised platform to the rear to a height of 800mm at 135 Kings Road, Lancing, West Sussex, BN15 8EQ.

Client:-
Mr & Mrs S Bell

Address:-
135 Kings Road, Lancing,
West Sussex,
BN15 8EQ.

Drawing Title:-
Location Plan & Block Plan
Existing Plans, Elevations & Section

Scale:-
1:1250 / 1:500 / 1:100 @ A1

Date:-
Oct 2017

Drawing No:-
1385 / EX01

Rev:-
A