The contractor is responsible for setting out and must check all levels and dimensions prior to work being put in hand.

This drawing may be scaled for planning purposes only. For construction purposes only written dimensions are to be taken in respect of this project.

Rev	Date	Comment
A	08.12.17	Bifold doors moved further away from boundary & stepping platform shortened to finish at the side of the doors as Planning Officer's request.
B	12.12.17	Description amended and 1.8m high screen added to side edge of platform as requested by Planning Officer.



Existing / Proposed North (Front) Elevation - Unaffected by Proposasl 1:100

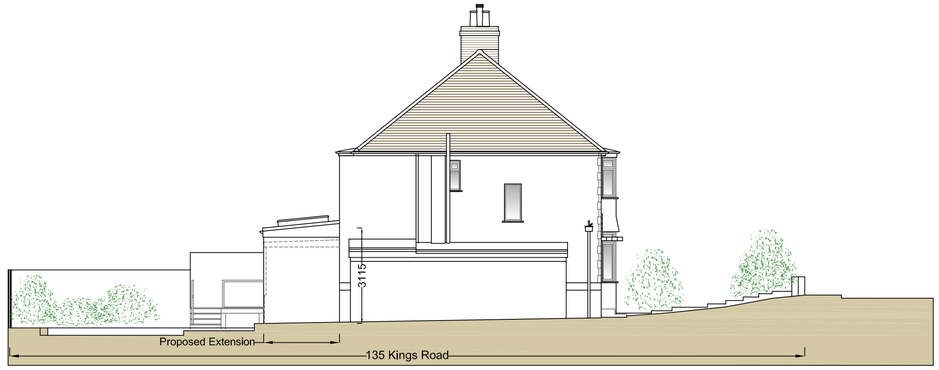

Proposed East (Side) Elevation 1:100

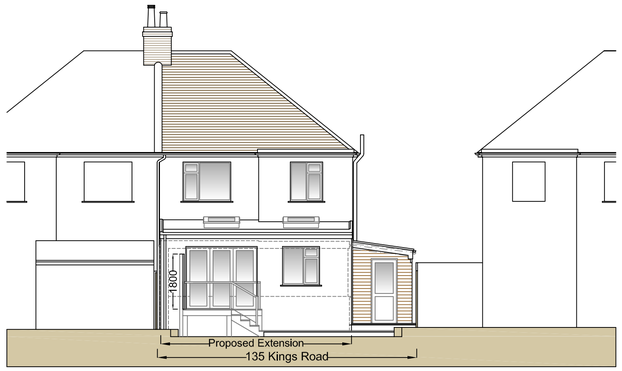

Proposed South (Rear) Elevation 1:100

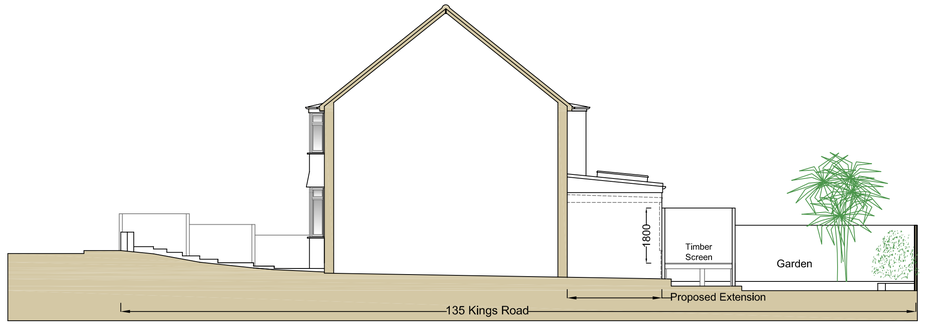

Proposed West (Side) Elevation 1:100

Key:-

- Indicates existing walls.
- Indicates new / infill walls.
- Indicates line of walls to be removed.
- Indicates line of structure over.
- Indicates line of structure under.

Schedule Of Proposed Materials:-

Ground Floor Extension - To have flat roof and white finish rendered masonry walls to match the house.

Doors & Windows - White Upvc double glazed to match existing.

Rainwater Goods - Finished black to match existing.

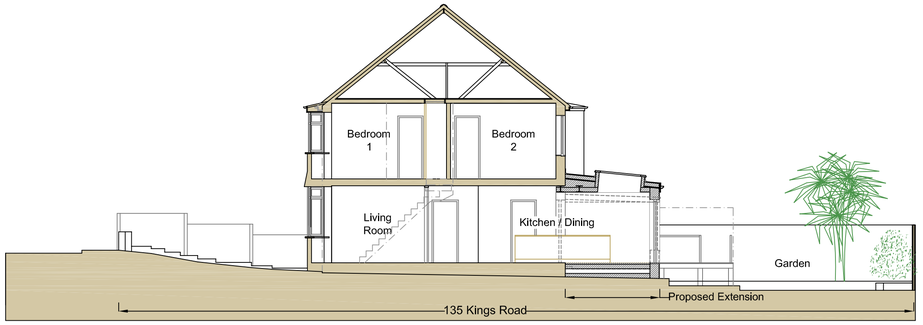

Proposed Section A-A 1:100

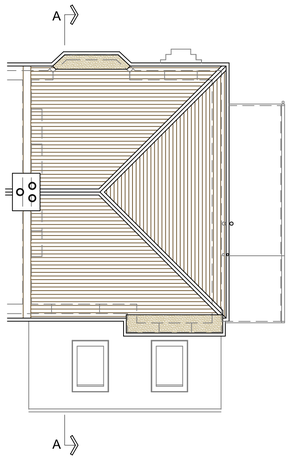

Proposed Roof Plan
1:100

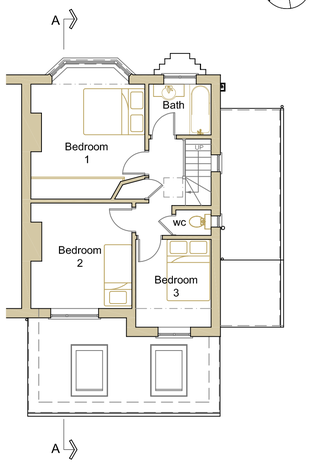

Proposed First Floor Plan
1:100

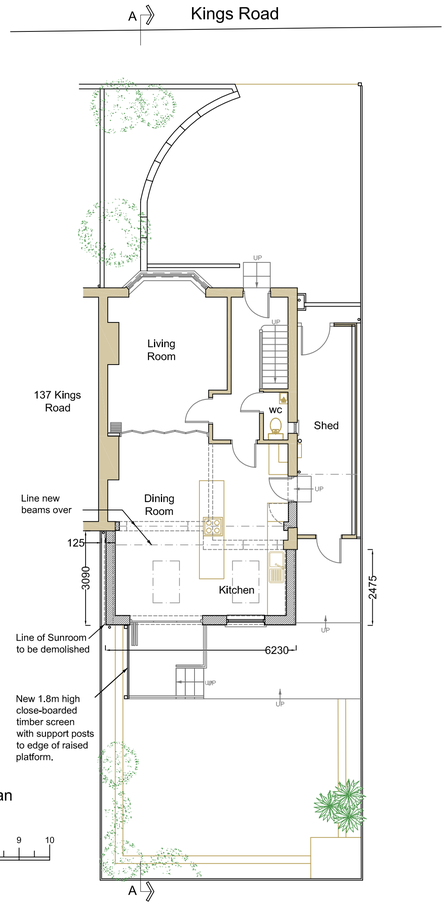

Proposed Ground Floor / Site Plan
1:100

0 1 2 3 4 5 6 7 8 9 10
Metres 1:100 Scale Bar

J H Pfeiffer
BA Hons Dip Arch
Architecture & Design

76 Brougham Road
Worthing, West Sussex, BN11 2NU
Tel: 07776 253076
E-mail: heidipfeiffer@hotmail.com

Project:-
Single Storey Rear Extension to South Elevation to replace existing Conservatory, together with the provision of a raised platform to the rear to a height of 800mm at 135 Kings Road, Lancing, West Sussex, BN15 8EQ.

Client:-
Mr & Mrs S Bell

Address:-
135 Kings Road, Lancing,
West Sussex,
BN15 8EQ.

Drawing Title:-
Proposed Plans, Elevations & Section

Scale:-
1:100 @ A1

Date:-
Oct 2017

Drawing No:-
1385 / PL01

Rev:-
B