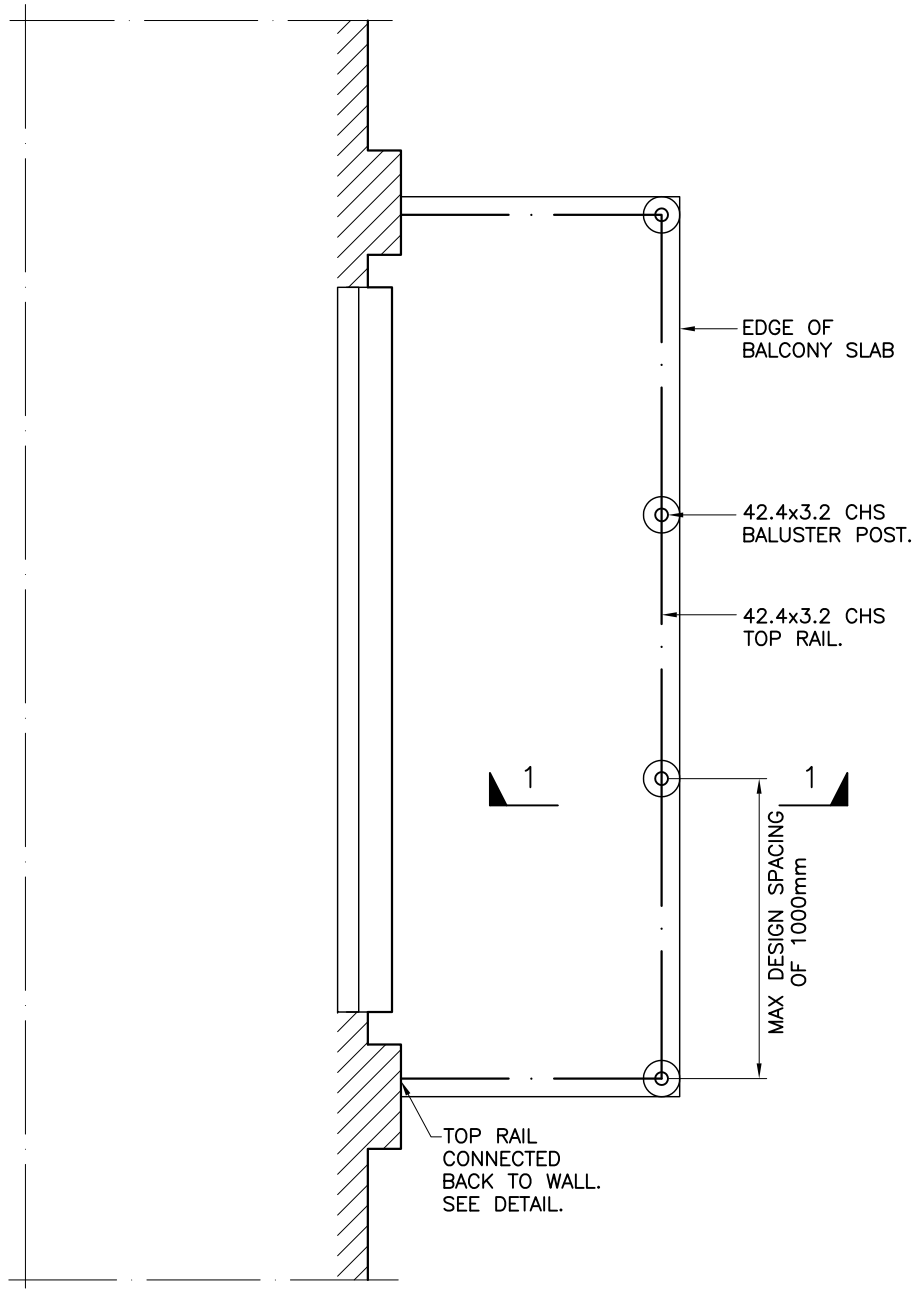

TYPICAL BALCONY PLAN

SCALE 1:25

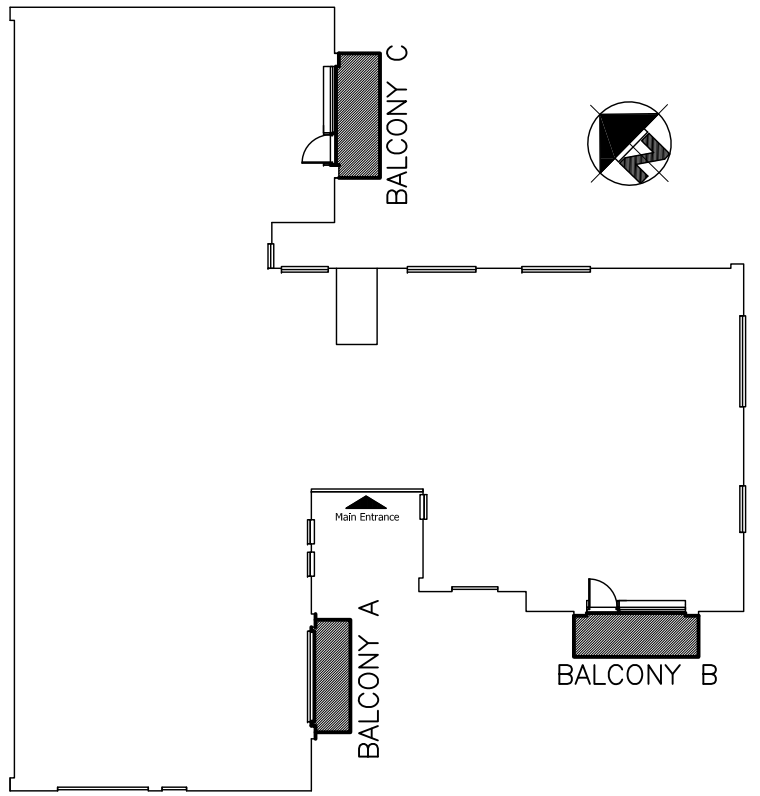

SITE PLAN

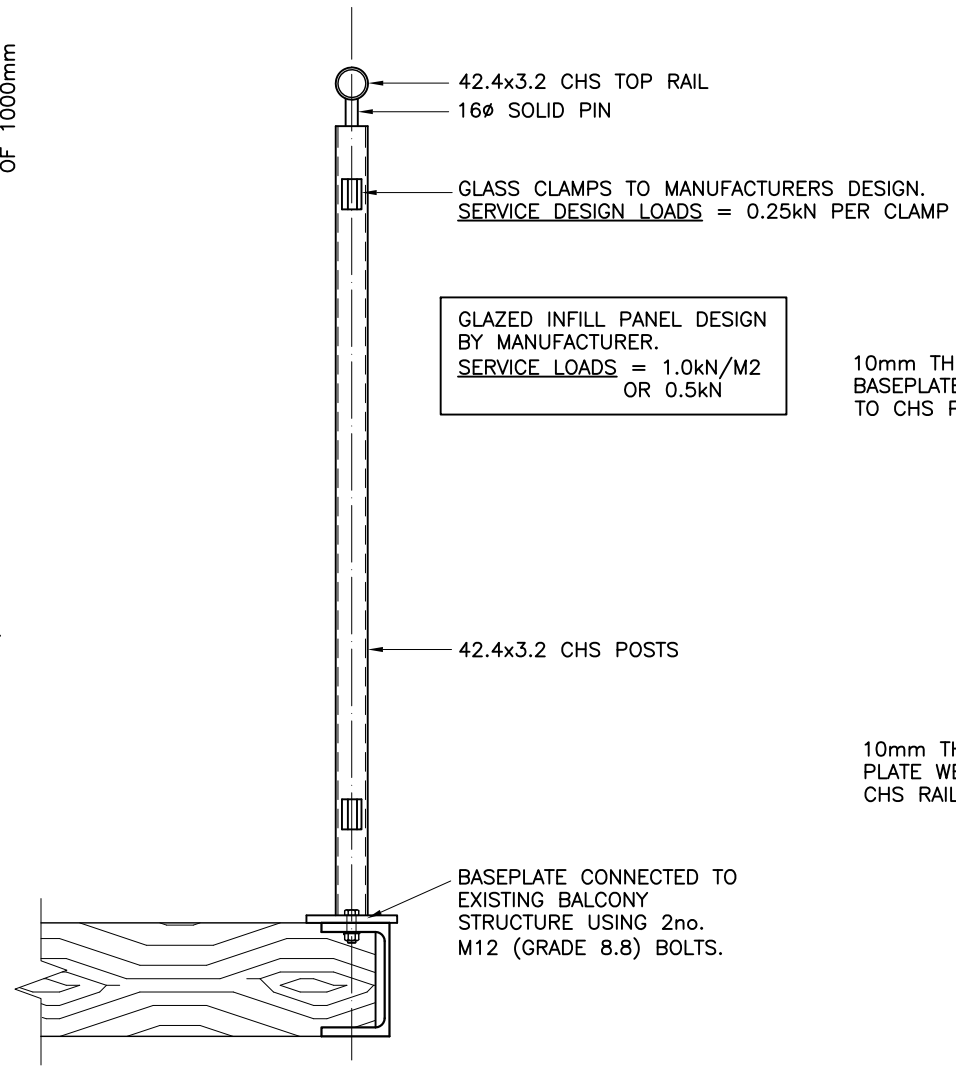

SECTION 1–1

SCALE 1:10

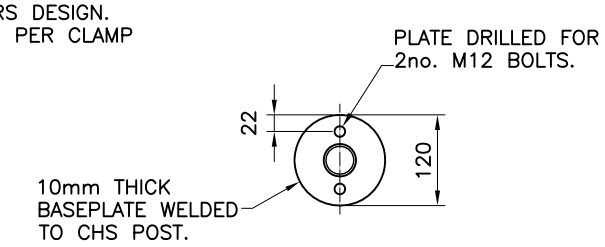

BASEPLATE DETAIL

SCALE 1:10

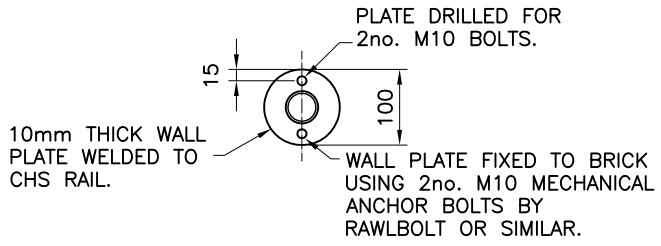

WALL PLATE DETAIL

SCALE 1:10

In addition to these notes, reference shall be made to the specification of works and the relevant Architect's and Specialist's drawings and specifications.

The Contractor is responsible for verifying all site dimensions before commencing work.

All dimensions are in millimetres unless noted otherwise.

This drawing has been produced electronically and may have been photo reduced or enlarged when printed or copied. Dimensions on this drawing shall not be scaled. Work only to figured dimensions. Any dimensional discrepancies errors or omissions are to be reported to the engineer immediately.

Levels are in metres unless noted otherwise to Ordnance Survey datum.

The Contractor is responsible for the stability of the building whilst the works are in progress.

NOTES

1. All Structural Steelwork shall be supplied and erected in accordance with the latest edition of the National Structural Steelwork Specification for Building Construction (published by BCSA and SCI), and BS 5950 Part 2.
2. All Steelwork to BS EN 10025 Grade S275, unless stated otherwise.
3. All bolts to BS 3692 Grade 8.8 black bolts, unless stated otherwise.
4. All welding details to BS 5135, and unless stated otherwise, all welds to be 6mm continuous fillet welds. Site welding shall not be carried out unless approved in writing by the structural engineer.
5. All Steelwork connections to be designed by the steelwork fabricator and approved by the Engineer, unless stated otherwise.
6. Fabrication drawings for all steelwork and connections to be supplied to engineer and architect for approval at least two weeks prior to commencement of fabrication.
7. External steelwork to be hot dip galvanized.

ALL DIMENSIONS AND LEVELS TO BE CHECKED AND CONFIRMED BY THE ARCHITECT PRIOR TO CONSTRUCTION.

REV	DESCRIPTION	DATE	BY
0	ORIGINAL ISSUE –	24/01/19	CW

DIXON HURST
CONSULTING CIVIL & STRUCTURAL ENGINEERS
HEVERSHAM HOUSE, 18–22 BOUNDARY ROAD, HOVE, BN3 4EF
T: (01273) 421444 F: (01273) 420008 E: hove@dhk.co.uk
www.dhk.co.uk
Registered in England No. 3438720 – Registered Office 4 Frederick Terrace, Brighton BN1 1AX.

CONTRACT
PENHILL COURT
PENHILL ROAD
LANCING

DRAWING
BALCONY BALUSTRADE
PLAN & DETAILS

DRAWING No.	REV	CHECKED
54984 / 01	–	
SCALE: AS NOTED @A3 / DATE: JAN '19	DRAWN: CW	APPROVED
AutoCAD Ref: 54984–01.dwg		

This drawing is produced using Autocad: Only written dimensions are to be respected