

EXISTING FRONT ELEVATION

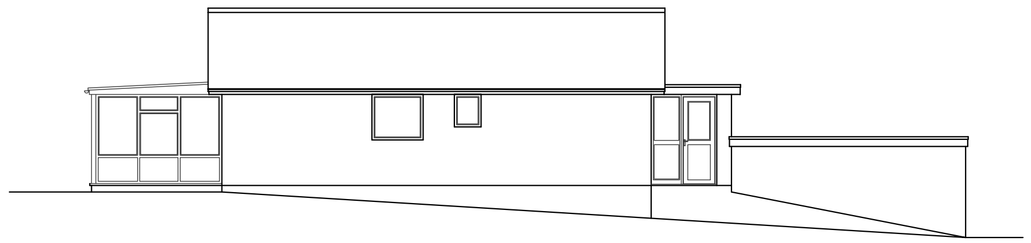

EXISTING SIDE ELEVATION

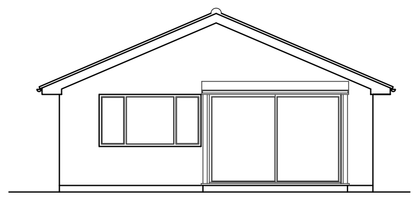

EXISTING REAR ELEVATION

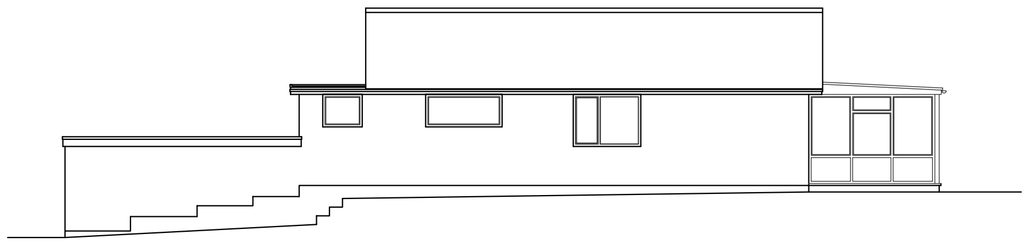

EXISTING SIDE ELEVATION

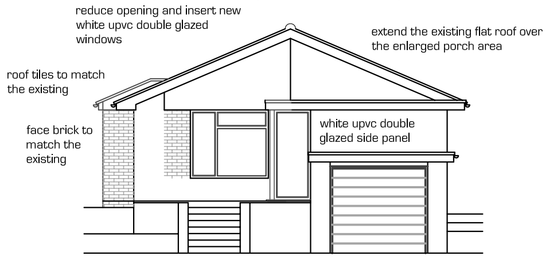

PROPOSED FRONT ELEVATION

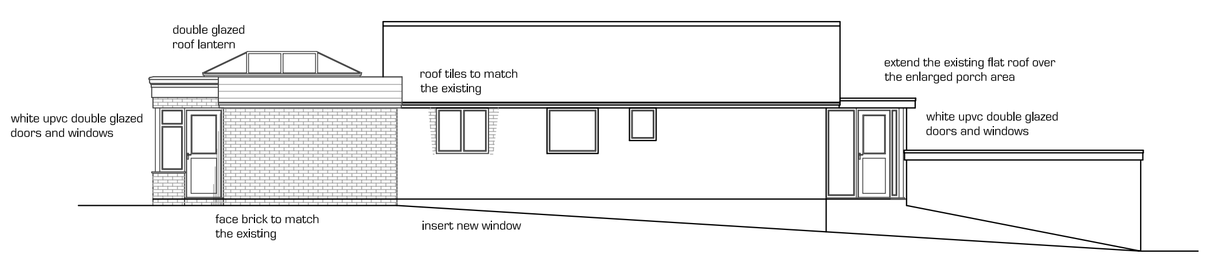

PROPOSED SIDE ELEVATION

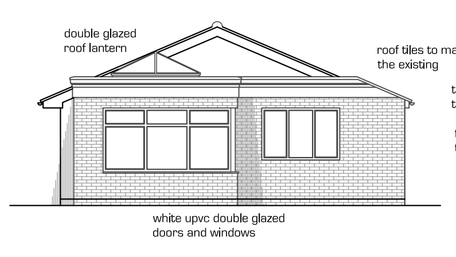

PROPOSED REAR ELEVATION

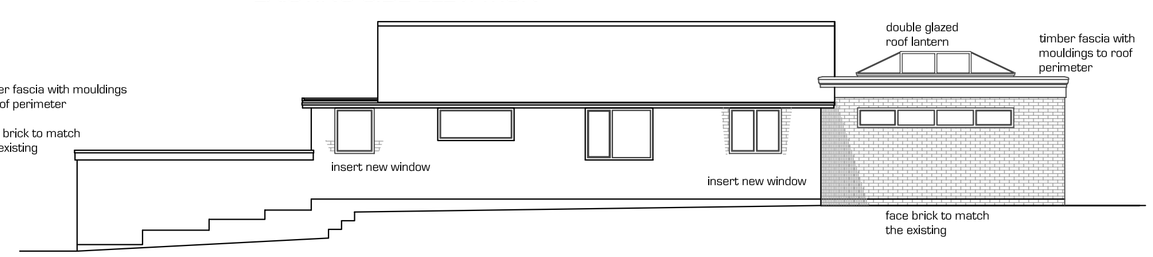

PROPOSED SIDE ELEVATION

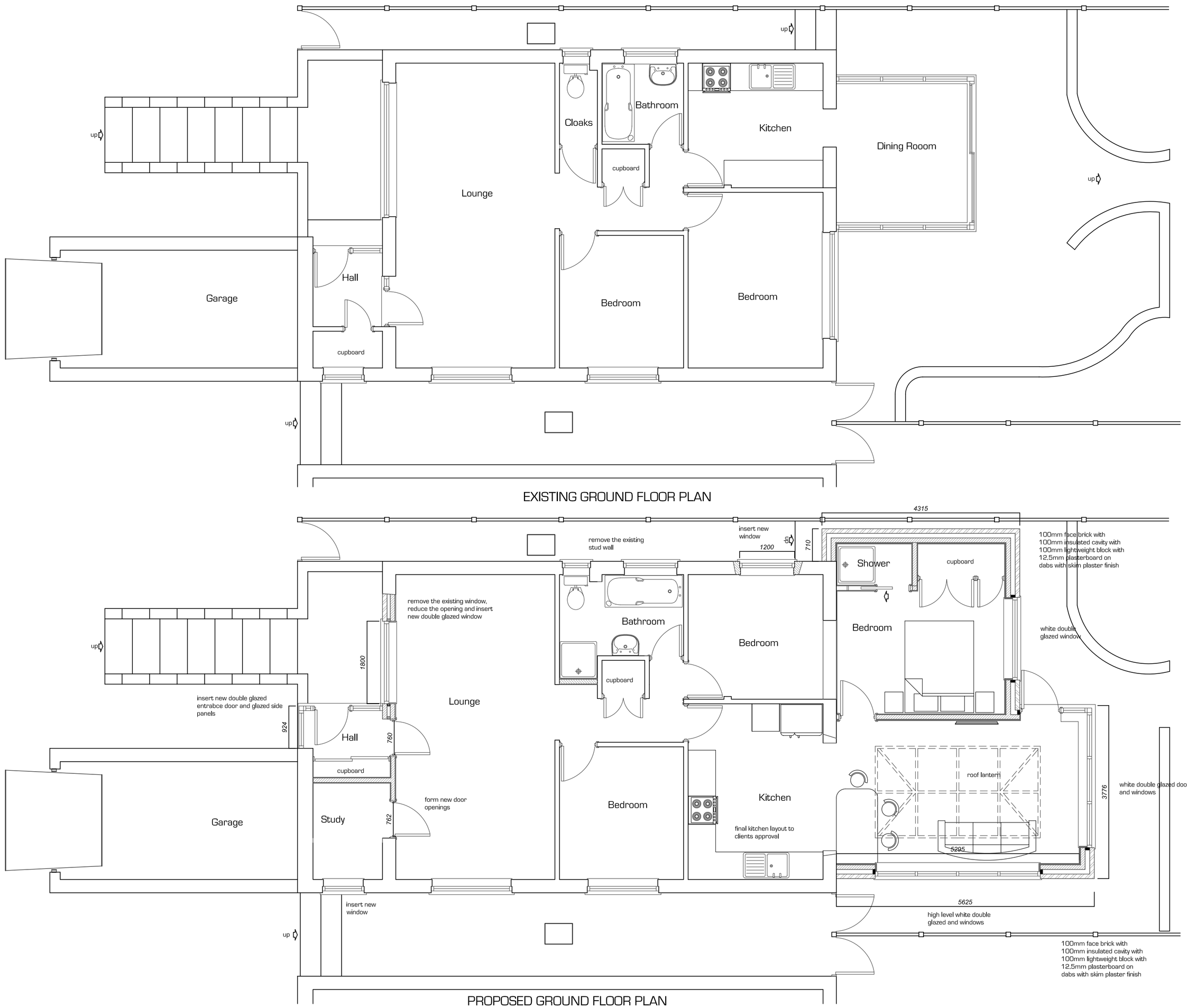

EXISTING GROUND FLOOR PLAN

PROPOSED GROUND FLOOR PLAN

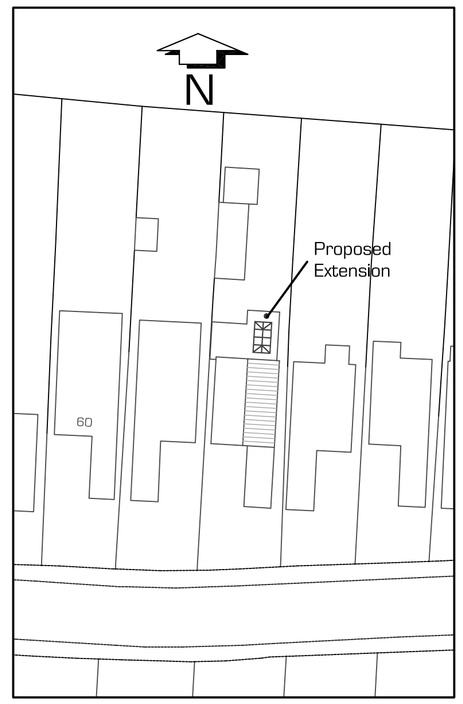

BLOCK PLAN 1 : 500

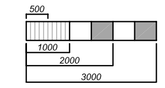

Scale Bar 1 : 100

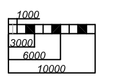

Scale 1 : 500

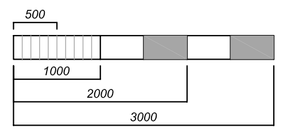

Scale Bar 1 : 50

DRAWING NOTES:

1. THIS DRAWING IS TO BE READ IN CONJUNCTION WITH;

KF/17-533/03 (LOCATION PLAN)

2. THIS CAD DRAWING IS BASED UPON A SURVEY OF THE BUILDING

3. THIS DRAWING IS FOR L.A. PLANNING PURPOSES ONLY AND SHOULD NOT BE USED FOR CONSTRUCTION

OUTLINE SPECIFICATION :

- NEW FLAT ROOF
- ALL BRICKWORK AND TILE MATERIALS ARE TO MATCH THE EXISTING.
- ALL WINDOWS IN SIZE, DESIGN AND COLOUR TO MATCH EXISTING.
- ALL SURFACE WATER PRODUCTS TO MATCH EXISTING AND USE EXISTING OUTFLOWS.
- ALL LEADWORK TO BE CONTINUED AS EXISTING.
- ALL ROOF STRUCTURAL TIMBERS TO MIN C24 GRADE AND TREATED WITH SUITABLE PRESERVATIVE INCLUDING CUT ENDS.
- PAINTWORK AND TIMBER TREATMENT TO MATCH EXISTING.
- TIMBER FASCIA AND SOFIT MATERIALS TO MATCH EXISTING.
- NEW FOUNDATIONS TO BS 5837, TO SUIT GROUND CONDITIONS AND THE BUILDING REGS.

Ref	Date	Remarks
A	3/1/18	Pitched section of roof added to side part of the extension
revisons		

GENERAL NOTES

All works to be undertaken in accordance with the Building Regulations and the latest British Standards. Any works undertaken prior to Planning or Building Regualtion approval being granted is done so entirely at the owners risk.

All materials and products to be used strictly in accordance with the manufacturers recommendations.

This drawing must not be scaled. All dimensions to be checked on site prior to construction.

PROPOSED DEVELOPMENT AT

Proposed Single Storey Rear Extension, Front Porch and Internal Alterations
at
56, Slonk Hill Road,
Shoreham-by-Sea BN43 6HY

TITLE

Existing and Proposed Elevations
Existing and Proposed Floor Plans
Block Plan

ON BEHALF OF>

Mr & Mrs K Finch

PLANNING

date: October 2017

scales: 1 : 100, 1 : 50 & 1 : 500 @ A1

drawing no: KF/17-533/02 | A