

REAR ELEVATION

SOUTH ELEVATION

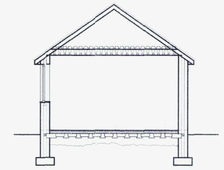

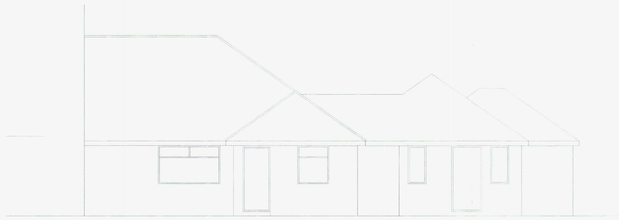

FRONT ELEVATION

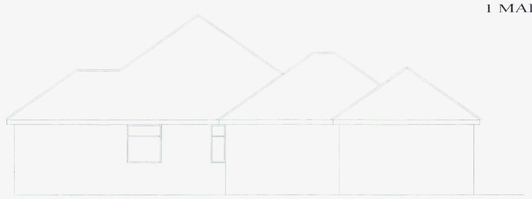

SIDE ELEVATION

REVISED LAYOUT AND ROOF
1 MARCH 2011

NOTES FOR PLAN

All works to comply with building regulations 2010 as ammended.
All plumbing to BS 752.
All drainage to BS 12056.
All gas/ heating and hot water works to be by gas safe registered installer.
water to all outlets to be wholesome water max temperature 48/0c.
All electrical works by part p certified electrician.
Existing structure to be checked and upgraded as neeessary prior
to comencement of other works.
All steelwork to be protected by two layers 12.5mm plasterbourd with a 5mm set finish
or approved intumeeesant paint.
Pad stones min 150 high and to suit brick sizes.
Windows all double glazed to comply with latest heat loss regulations min 1.6w/m2/0k.
Safety glazing as BS6206:1981 to all doors and windows by doors and glass within
800 mm of the finished floor level.
Fire escape windows to all habitable rooms min 450 x 450, min .333m2.
Min 1/20 of floor area openable ventilation. Min 8000mm trickle ventilation to each room.
Mechanical extract to any bathrooms, utility and kitchen(by cooker hood) min 30l/s.
Mechanical extract to internalwe 6l/swith 15 min overrun and 10mm airgap below door.
Drainage 100mm soil and vent pipe.Underground quality where necessary surrounded in 100 pea shingle.
Vent pipes to finish min 900mm above any window within 3m.
38mm waste to sink bath and shower, 32 mm waste to basins 50mm where any wastes are combined.
Rodding points at all changes in direction 75mm deap seal traps. AAV least 150 above height of basin
100 half round pve gutter with 83 down pipes to dicharge to existing disposal system
or if inadequate soakaway min 3m3 min 5m from any building.
Mains connected fire alarm system to extended area, ground floor hallway and any landings.
Energy efficient lighting to altered areas min 3 in 4.
100 sound insulation to all lightweight partitions and upper floors.

where ceiling joists run in line
with the hip end 5 x 32 galvanised
steel straps will be fixed to the base
of each second rafter and back to
4 no ceiling joist swith no 10 screws

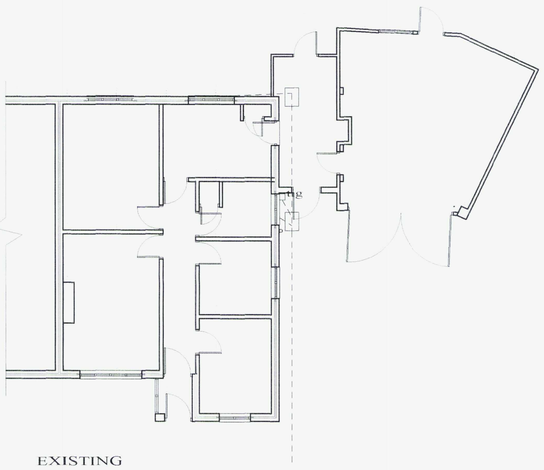

EXISTING

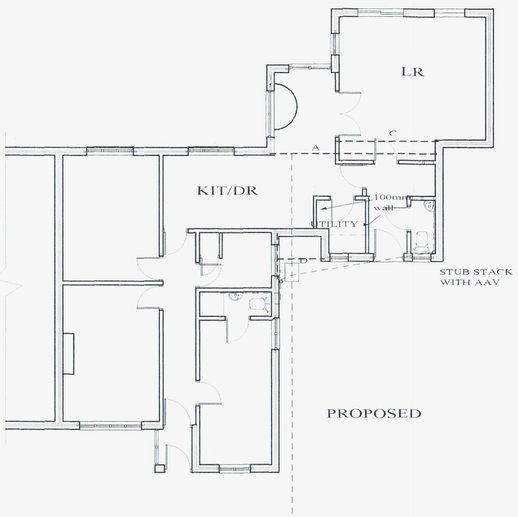

PROPOSED

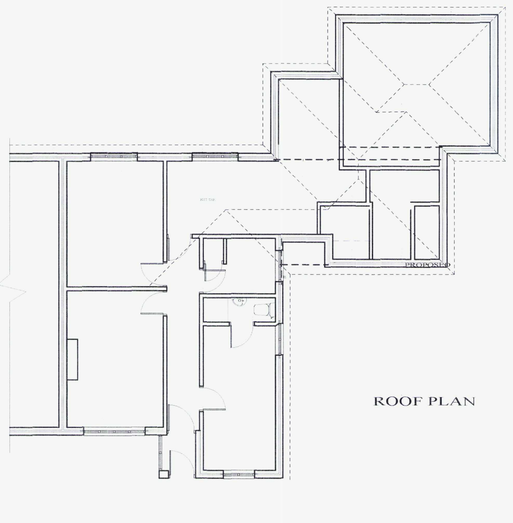

ROOF PLAN

PLAN No. Extension
DATE RECEIVED 18 MAR 81

STEPHEN BROMLEY ASSOCIATES
5 WEST ST SHOREHAM BY SEA
WEST SUSSEX BN43 5WF

PROPOSED EXTENSION

AT SCALE 1 - 100

6 HAWKINS CLOSE

DWG NO 9069/2